

Tom Dixon.



Brand Lookbook



TOM DIXON BRAND LOOKBOOK

WHO

IS

TOM DIXON?



EARLY LIFE

Tom Dixon is a British designer who started a career in manufacturing, designing and selling artefacts 30 years ago after a few moments in the music business and in the graphic arts.

As an untutored amateur, he still has a tendency to make things up as he goes along and has a broad range of interests beyond product design.

Having decided to rethink the relationship of the product designer with the production, development and communication of his ideas, in 2002 he created an eponymous company to act as a platform for the output of his multitude of chaotic ideas.



EARLY LIFE

Tom was recruited into Habitat - then owned by IKEA, the biggest furnishing company in the world - first as Head of Design then quickly promoted to Creative Director. A period of commissioning design from young designers, upcoming stars and living legends followed - from the Bouroullec Brothers to Achille Castiglioni, from Verner Panton to Ingvar Kamprad.

Seeking investment for his eponymous brand, a deal was cut with Proventus, some shares swapped and Tom became part owner and Creative Director of the iconic Finnish furniture company, Artek. The development of the company was initiated with a variety of projects including collaborations with Eero Arnio, the redevelopment of Alvar Aalto's lighting collections, the recycling project Second Cycle and pavilions with Shiguru Ban.

In 2002, the Tom Dixon brand was founded in London. The interior design division was established as Design Research Studio (DRS) to deliver high concept interiors, architectural design and large-scale installations under the creative direction of Tom Dixon.



EARLY LIFE

International exhibitions followed, and as a result Tom was courted by progressive Italian luxury furnishing manufacturers. Several products were put into mass production and gained a broader recognition, culminating in products attaining positions in the permanent collections of the Museum of Modern Art, The Victoria & Albert Museum, The Design Museum and many more.





OUR SUPER POWER: WE DESIGN, DEVELOP, DISTRIBUTE & COMMUNICATE EVERYTHING IN-HOUSE

Our objects and spaces will be tough and practical enough for professionals - attractive and desirable for the home.

MATERIALITY



PLASTIC

Often misused for disposable objects, plastic has qualities that make it optimum for some of our most successful products. The polycarbonate used in our lamps is used for riot shields and space helmets because it has the clarity of glass with the advantage of being lighter and less breakable. We are able to mould it into an infinite variety of shapes with extremely precise surface finishes.




COPPER

More than any other metal, copper has the longest and richest historical connection with humans. Think of its use in science, electricity, industry and craft, jewelry and medicine, cooking and telecommunications. Our fascination with this semi-precious metal has led to many of our most recognisable lighting and accessory designs; from the warm copper glow achieved in our Copper pendants by vacuum metallisation, to the highly polished surfaces of our copper accessories such as Brew.




BRASS

Some of our brass products have mirror-polished surfaces, others are un-lacquered, hand-beaten and intentionally imperfect. A testament to the flexibility and versatility of the metal.



STAINLESS STEEL

Tough, hygienic and hardwearing stainless steel is used in demanding environments such as medicine, marine and kitchens for its indestructible qualities. We love it because it allows us to make tough and reflective objects that won't tarnish and have a superior functionality.




SILVER PLATING

The soft silver plated finish that we have introduced recently gives a warm sheen to some of our metal products which softens the reflections and adds an extra sophisticated surface treatment to our collection.



CAST IRON

Dark, heavy and indestructible, cast iron is the metal credited with kick starting the industrial revolution, thanks to its complete versatility. We use it when we need weight and toughness, for example our Roll table base, but it can also be surprisingly decorative thanks to the opportunities afforded by the casting process. You can see this in the Spin candelabra.




STONE

Stone is a material that appears again and again in our range of products, favoured for its weight, individual personality and permanence in the face of the modern obsession with fast consumption.



CLAY

Used everywhere and for everything, from the vessels we eat out of to the houses that we live in. This humble material can be transformed into the most extraordinary functional or decorative artefacts through embellishment, exotic firing techniques and complex glazes.



GLASS

Glass is a truly miraculous material. Long-lasting, transparent or in beautiful translucent colours, hygienic, recyclable, tough, affordable or precious.




MANUFACTURING



CASTING



MOULDING




INJECTION MOULDING



CUTTING



ACID ETCHING



BLOW MOULDING

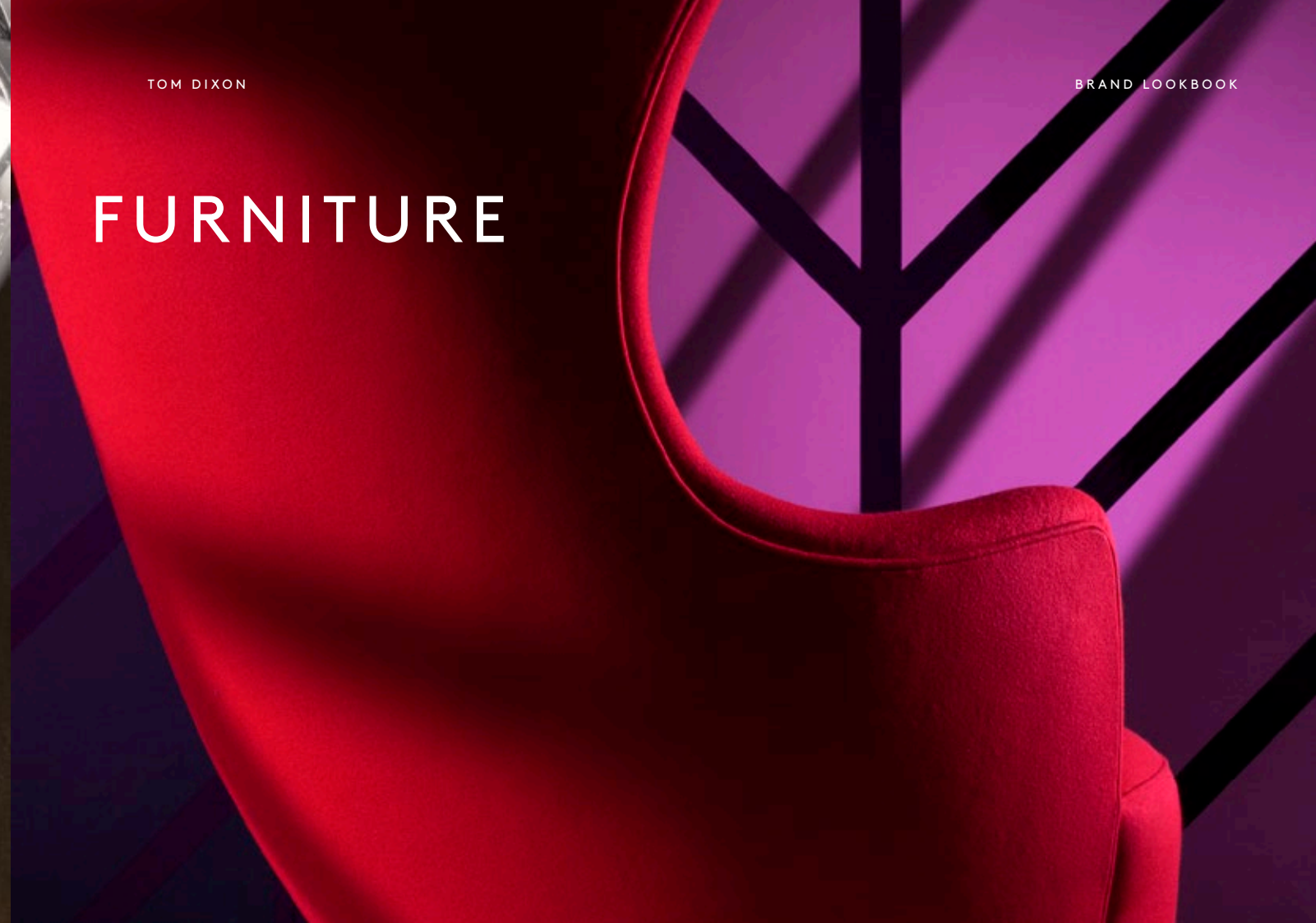


COLLECTION

LIGHTING



FURNITURE



ACCESSORIES



LIGHTING



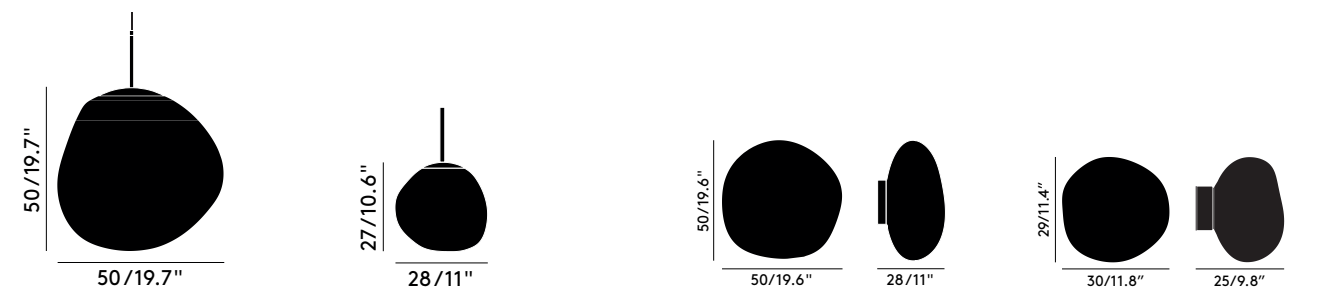


LIGHTING:
MELT

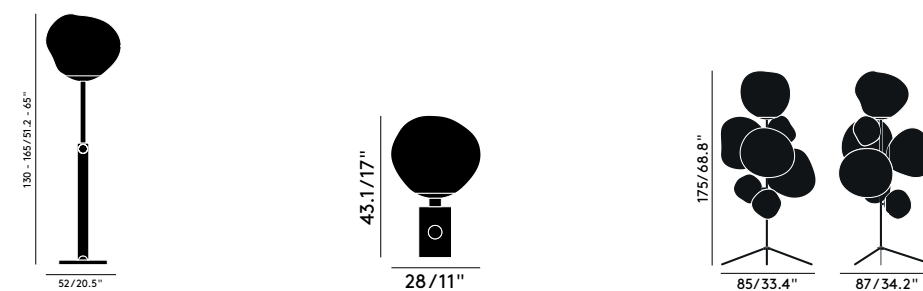
Inspired by our experiments in the technologically advanced field of vacuum metallization, with an added twist; an evolution of our Copper Shade, Melt was born from a collaboration with Swedish radical design collective FRONT, launched in 2015.

Melt is a series of distorted spherical lights. We worked with the manufacturer to develop our existing metalisation finish into a half-metallised surface, which resulted in an extraordinary optic effect that casts an ethereal luminosity on their surroundings.





Melt Pendant (Classic & LED) Melt Mini Pendant (Classic & LED) Melt Surface (Classic & LED) Melt Surface Mini (LED)



Melt Floor (Classic) Melt Table (Classic) Melt Stand Chandelier (Classic)

Year of Design 2014
Material Polycarbonate
Bulb Spec Floor and Pendants: Bulb Spec E27 28W (max)
 Mini Pendants and Table: Bulb Spec E14 25W (max)
 Chandelier: Bulb Spec 4 x E27 28W (max) and 3 x E14 25W (max)
 Bulb not included
LED Spec 6W LED included. LED and driver replaceable via Tom Dixon
Cable Spec Floor, Table and Pendant 250cm/98.4in clear cable
 Standing Chandelier 250cm/98.4in core black braid cable with footswitch
Bulb Dimmability Not dimmable
LED Dimmability Compatible with most LED dimmers

Finishes



Chrome Brass Copper Smoke



MELT LED TRIO ROUND EU

Chrome
Copper
Gold
Smoke


Cluster Diameter	810mm
Ceiling Canopy Diameter	580mm
Drop from Ceiling	1410mm
Weight (Inc Canopy)	11.18kg
No. of Boxes	4



MELT LED MINI ROUND EU

Chrome
Copper
Gold
Smoke

Cluster Diameter	730mm
Ceiling Canopy Diameter	580mm
Drop from Ceiling	1400mm
Weight (Inc Canopy)	12.9kg
No. of Boxes	6



MELT LED LARGE ROUND EU

Chrome
Copper
Gold
Smoke

Cluster Diameter	950mm
Ceiling Canopy Diameter	580mm
Drop from Ceiling	1830mm
Weight (Inc Canopy)	15.7kg
No. of Boxes	6



MELT LED MEGA EU

Chrome
Copper
Gold
Smoke

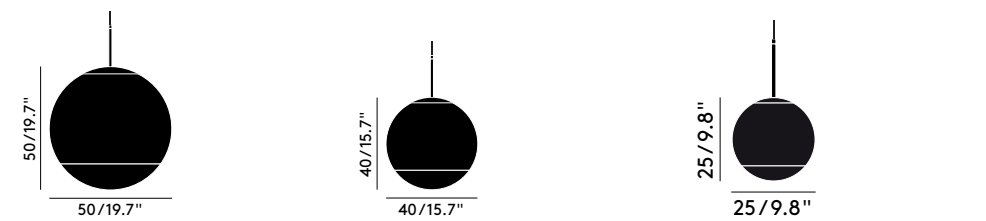
Cluster Diameter	1540.5mm
Ceiling Canopy Diameter	1480mm
Drop from Ceiling	1460mm
Weight (Inc Canopy)	45.56kg
No. of Boxes	12 (11 shades, 1 ceiling canopy)



LIGHTING:
**MIRROR
BALL**

Sometimes your biggest failure could be your biggest success. The aim for Mirror Ball was to produce a completely spherical, highly mirrored object that would disappear into its surroundings. Instead it does the opposite and is an ultra-visible, highly reflective object referencing space helmets and disco balls.

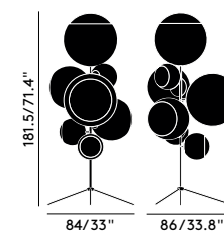




Mirror Ball Pendant 50cm

Mirror Ball Pendant 40cm

Mirror Ball Pendant 25cm



Mirror Ball Chandelier

Year of Design	2002
Material	Polycarbonate
Bulb Spec	50cm and 40cm: E27 28W (max) 25cm: E14 25W (max) Standing Chandelier: 4 x E27 28W (max) and 3 x E14 25W (max) Bulb not included.
Cable Spec	250cm/98.4in clear cable 250cm/98.4in core black braid cable with footswitch (Standing Chandelier)
Dimmability	Mains dimmable (depending on lamp application)

Finishes



Chrome



Gold



MIRROR BALL 40CM ROUND EU

Chrome
Gold

Cluster Diameter	580mm
Ceiling Canopy Diameter	580mm
Drop from Ceiling	1390mm
Weight (Inc Canopy)	11.34kg
No. of Boxes	4



MIRROR BALL RANGE ROUND EU

Chrome
Gold

Cluster Diameter	950mm
Ceiling Canopy Diameter	580mm
Drop from Ceiling	1390mm
Weight (Inc Canopy)	10.68kg
No. of Boxes	4



MIRROR BALL 25CM LINEAR EU

Chrome
Gold

Cluster Length	1590mm
Ceiling Canopy Length	1570mm
Drop from Ceiling	1030mm
Weight (Inc Canopy)	12kg
No. of Boxes	6



MIRROR BALL GOLD MEGA EU

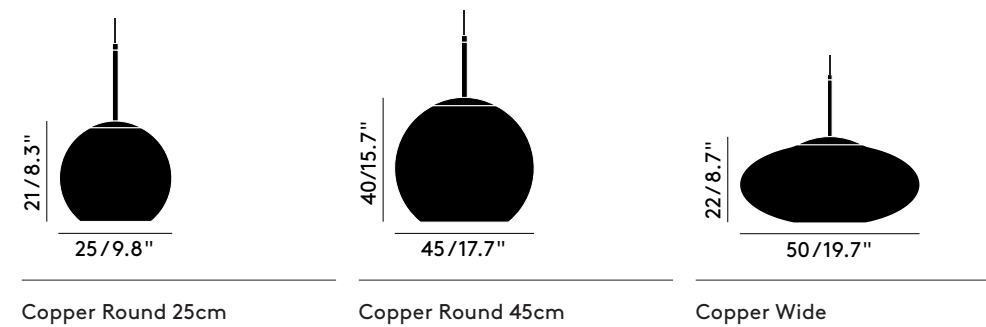
Chrome
Gold

Cluster Diameter	1540mm
Ceiling Canopy Diameter	1480mm
Drop from Ceiling	2030.5mm
Weight (Inc Canopy)	53.34kg
No. of Boxes	20 (19 shades, 1 ceiling canopy)



LIGHTING:
COPPER

Copper is created by exploding a thin layer of pure metal onto the surface of a polycarbonate globe. Complimentary forms are created in the trademark mirrored copper, allowing clusters to be formed, lower ceilings to be illuminated or narrow corridors to be colonised by the Copper family.



Year of Design	2005
Material	Polycarbonate
Bulb Spec	25cm: E14 25W (max) 45cm and Wide: E27 28W (max) Bulb not included.
Cable Spec	250cm/98.4in clear cable
Dimmability	Mains dimmable (depending on lamp application)

Finishes





COPPER 25CM ROUND EU

Black
Copper


Cluster Diameter	700mm
Ceiling Canopy Diameter	580mm
Drop from Ceiling	1240mm
Weight (Inc Canopy)	12.4kg
No. of Boxes	6



COPPER TRIO ROUND EU

Black
Copper

Cluster Diameter	780mm
Ceiling Canopy Diameter	580mm
Drop from Ceiling	1090mm
Weight (Inc Canopy)	11.08kg
No. of Boxes	4



COPPER RANGE ROUND EU

Black
Copper

Cluster Diameter	950mm
Ceiling Canopy Diameter	580mm
Drop from Ceiling	1370mm
Weight (Inc Canopy)	11.02kg
No. of Boxes	5



COPPER RANGE MEGA EU

Black
Copper

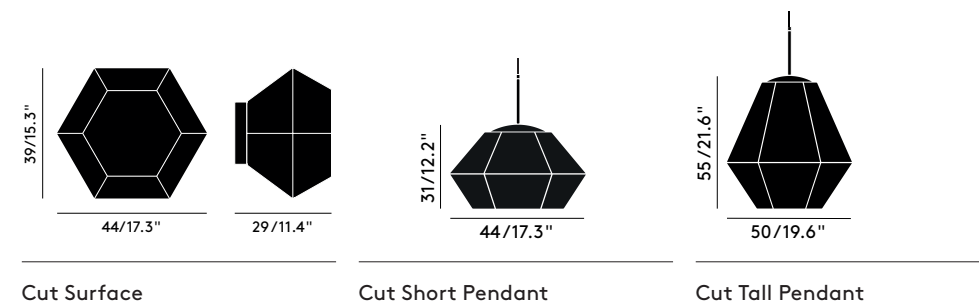

Cluster Diameter	1740mm
Ceiling Canopy Diameter	1480mm
Drop from Ceiling	1490mm
Weight (Inc Canopy)	38.58kg
No. of Boxes	17 (16 shades, 1 ceiling canopy)



LIGHTING:
CUT

Futuristic and faceted, Cut is an exercise in optics. Its space-age mirror finish when off transforms into a translucent kaleidoscopic gem when on. Hypnotising reflections repeat infinitely within the diamond cut, vacuum metallised interior. Available in short and tall designs, these are the latest adventures in our fascination with reflectivity, luminosity and transparency. Cluster for maximum effect.





Year of Design	2016
Material	Polycarbonate
Bulb Spec	E27 GLS 28W (max). Bulb not included.
Cable Spec	250cm/98.4in clear cable
Dimmability	Mains dimmable (depending on lamp application)

Finishes



Chrome



Gold



CUT TRIO ROUND EU

Chrome
Gold

Cluster Diameter 880mm
Ceiling Canopy Diameter 580mm
Drop from Ceiling 1580mm
Weight (Inc Canopy) 10.1kg
No. of Boxes 4



CUT MEGA EU

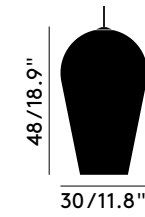
Chrome
Gold

Cluster Diameter 1710mm
Ceiling Canopy Diameter 1480mm
Drop from Ceiling 1490mm
Weight (Inc Canopy) 42kg
No. of Boxes 14 (13 shades, 1 ceiling canopy)



LIGHTING:
FADE

Fade is a blow moulded polycarbonate light cannon with a teardrop shape that focusses the lightbulb's output into a satisfyingly round and luminous circle. Its metalized finish is unusual as it graduates from completely reflective to transparent in an even fade along the body of the light.



Fade Pendant

Year of Design	2015
Material	Polycarbonate
Bulb Spec	E27 42W (max). Bulb not included.
Cable Spec	250cm/98.4in clear cable
Dimmability	Mains dimmable (depending on lamp application)

Finishes



Fade Pendant Chrome



Fade Pendant Copper



Fade Pendant Brass



FADE ROUND EU

Chrome
Copper
Gold

Cluster Diameter 750mm
Ceiling Canopy Diameter 580mm
Drop from Ceiling 2010mm
Weight (Inc Canopy) 16.3kg
No. of Boxes 6



FADE LINEAR EU

Chrome
Copper
Gold

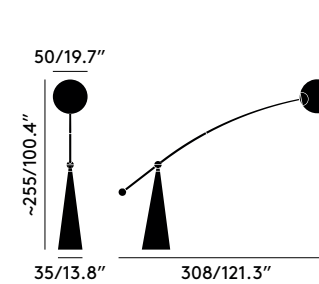
Cluster Length 1650mm
Ceiling Canopy Length 1570mm
Drop from Ceiling 1390mm
Weight (Inc Canopy) 18.5kg
No. of Boxes 6



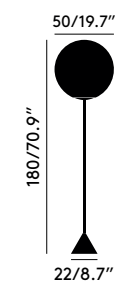
LIGHTING:
OPAL

Opal is a family of translucent globes using our own custom recipe of tinted white opalescent polycarbonate. Semi translucent, they maintain an ethereal ghostliness in the daylight and at night form a perfectly illuminated sphere. Coupled with our new custom-made Tom Dixon LED, the Opal range emits a soft, diffused and flattering light. The gentleness of the light bulb shape is achieved through a blow-moulded custom combination of opalescent plastic.

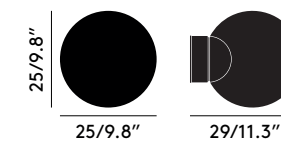




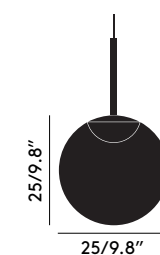
Opal Arc Floor Light




Opal Cone Floor Light



Opal Surface Light



Opal Pendant 25cm



Opal Pendant 50cm

Year of Design	2018
Material	Polycarbonate, steel and carbon fibre (floor light)
LED Spec	6W LED included. LED and driver replaceable via Tom Dixon.
Cable Spec	Pendants: 250cm/98.4 in black fabric cable Floor: 250 cm/98.4 in black fabric cable with foot switch
Dimmability	Surface and Pendants: Compatible with most LED dimmers Floor: Not dimmable

Finishes



Opalescent Polycarbonate



OPAL MINI ROUND EU

Cluster Diameter 730mm
 Ceiling Canopy Diameter 580mm
 Drop from Ceiling 1400mm
 Weight (Inc Canopy) 12.9kg
 No. of Boxes 6



OPAL MEGA EU

Cluster Diameter 1610mm
 Ceiling Canopy Diameter 1480mm
 Drop from Ceiling 1430mm
 Weight (Inc Canopy) 45.56kg
 No. of Boxes 12 (11 shades, 1 ceiling canopy)



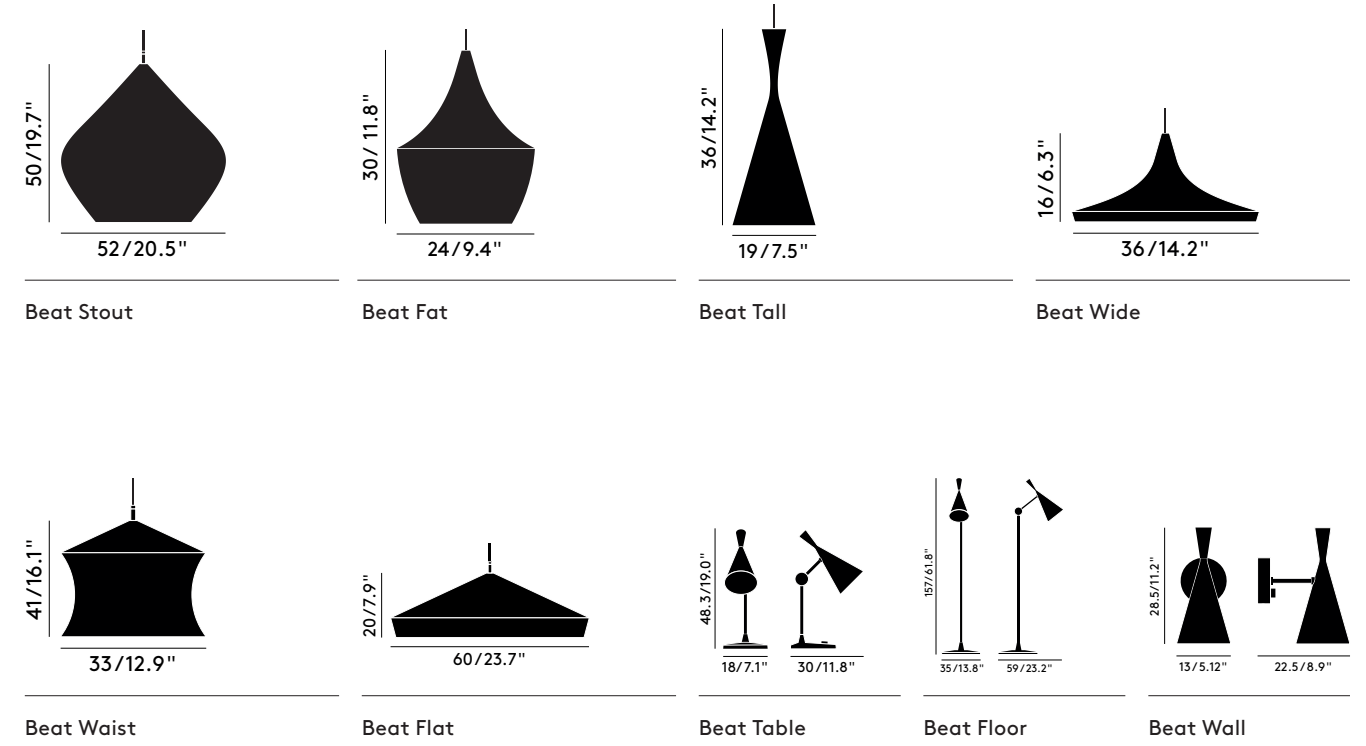
LIGHTING: **BEAT**

In 2004, Tom Dixon was involved in an initiative in the city of Jaipur to create alternative possibilities for the rapidly vanishing craftsmen and their skills. The Beat light was born from that project, created by the renowned artisan craftsmen of Moradabad in Northern India. The production of Beat, imitating the basic proportions and techniques of the traditional brass work, but targeting a different functionality, keeps part of the craft alive.

The interior of each piece bears the beaten marks of its making, spun brass, braised and beaten by hand. Each piece is unique and a testament to a time-consuming and centuries old process – it can take up to 4 days to make one light.

The design is inspired by the sculptural simplicity of traditional Indian water vessels.





Year of Design 2005

Material Black – Brass; Brushed Brass; White – Brass; Grey – Silver Plated Brass

Bulb Spec Wide, Tall, Fat: G9 33W (max)
Flat, Waist, Stout: E27-42W (max)
Table, Floor and Wall: E14 42W (max)
Bulb not included.

Cable Spec Waist, Flat & Stout: 250cm/98.4in black fabric cable.
Fat, Tall, Wide: 250cm/98.4in black fabric cable (except Beat White which comes with white cable).
Table: 200cm/78.7in black fabric cable
Floor: 200cm/78.7in black fabric cable with inline foot switch 100cm/39.4 in from the light base

Dimmability Mains dimmable (depending on lamp application)
Table: dimmer switch on base
Floor: Not dimmable
Pendants: Mains dimmable (depending on lamp application)
Wall: Dimmer switch on base

Notes *Beat Waist and Flat available only in Black

Finishes




Black – Brass

Brushed Brass

White – Brass


Grey – Silver Plated Brass



BEAT TRIO ROUND EU

Black
Brass
Grey
White


Cluster Diameter 680mm
Ceiling Canopy Diameter 580mm
Drop from Ceiling 1260mm
Weight (Inc Canopy) 9.58kg
No. of Boxes 7



BEAT RANGE ROUND EU

Black
Brass
Grey
White

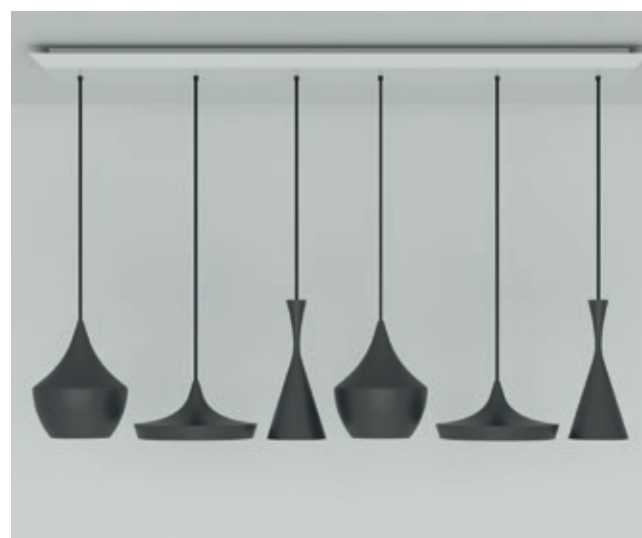
Cluster Diameter 850mm
Ceiling Canopy Diameter 580mm
Drop from Ceiling 1390mm
Weight (Inc Canopy) 15.57kg
No. of Boxes 9



BEAT MEGA EU

Black

Cluster Diameter: 1530mm
Ceiling Canopy Diameter: 1480mm
Drop from Ceiling: 1530mm
Weight (Inc canopy): 71.17kg
No. of Boxes 39 (19 shades, 19 fittings, 1 ceiling canopy)



BEAT RANGE LINEAR EU 1

Black
Brass
Grey
White

Cluster Length 1560mm
Ceiling Canopy Length 1570mm
Drop from Ceiling 990mm
Weight (Inc Canopy) 16.26kg
No. of Boxes 13



BEAT RANGE LINEAR EU 2

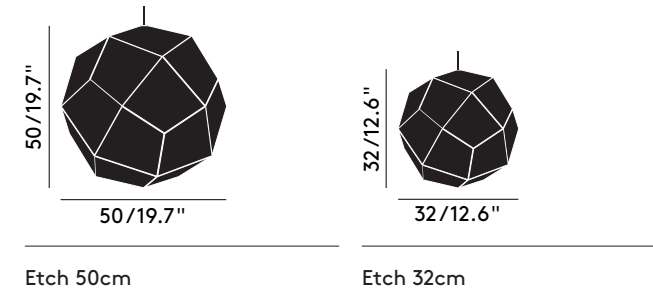

Black

Cluster Length 1700mm
Ceiling Canopy Length 1570mm
Drop from Ceiling 860mm
Weight (Inc Canopy) 20.97kg
No. of Boxes 7

LIGHTING:
ETCH

Inspired by the logic of pure mathematics, the Etch range is a series of geodesic structures made of razor thin digitally etched metal sheets. The pendants and chandelier feature a detailed pattern which casts a mass of intricate shadows when lit.





Year of Design	2009
Material	Black – Aluminium; Brass; Copper – Anodised Aluminium; Stainless Steel
Bulb Spec	E27 42W (max) Bulb not included
Cable Spec	250cm/98.4in black and white striped fabric cable for black and steel. Black fabric cable for brass and copper (for 32cm). Black fabric cable only (for 50cm)
Dimmability	Mains dimmable (depending on lamp application)
Notes	Etch 50cm available in Brass only

Finishes



Black




Brass



Copper



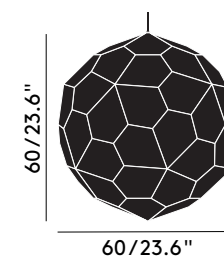
Stainless Steel



LIGHTING:

ETCH WEB

For the design of Etch Web, patterns are applied to metal sheets by photo-etching and then dipped in acid to dissolve the unexposed parts, creating the intricate pattern. A halogen bulb is suspended within the centre of the shade to make it the ultimate shadow play pendant.



Etch Web Pendant

Year of Design	2011
Material	Brass; Stainless Steel
Bulb Spec	E27 42W (max). Bulb not included.
Cable Spec	250cm/98.4in black fabric cable for brass. Black and white striped fabric cable for steel.
Dimmability	Mains dimmable (depending on lamp application)

Finishes



Brass

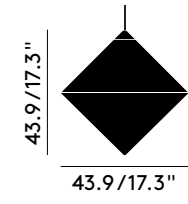


Stainless Steel



LIGHTING:
TOP

Delicate and elegant, the severe geometry of the acid-etched conical form of Top is reduced but instantly recognisable. A super fine filter of warm light emanates from its micro pierced exterior. When switched off it appears as solid stainless steel, when switched on it appears light, semi-transparent and ethereal. Designed to be hung in many tidy combinations, the effect of reflected polished yet illuminated stainless steel is a feat of materiality and manufacturing innovation.



Top Pendant

Year of Design	2016
Material	Stainless Steel
LED Spec	4.2W Integrated LED
Cable Spec	250cm/98.4in 2 core steel braid cable
Dimmability	Not dimmable

Finishes



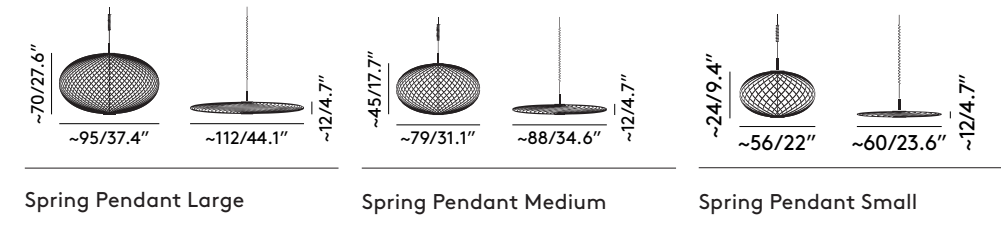
Stainless Steel



LIGHTING:
SPRING

Spring is a series of three pendant lamps made up of stainless-steel strips. Pliant ribbons of stainless steel have been arranged like a whisk around our custom-made Tom Dixon LED ring. The semi-transparent shape thus created can be adjusted to a variety of silhouettes - from a flat arrangement reminiscent of a spirograph drawing, to a flying saucer configuration, and on to a fuller shape akin to a pumpkin. The shades are made from multiple bands of high-performance spring steel plated in an attractive white or brass finish. The nature of the spiral design allows the voluminous shades to be easily flat-packed for transportation.





Year of Design 2018
Material Stainless steel
LED Spec 6W LED included. LED and driver replaceable via Tom Dixon.
Cable Spec 250cm/98.4in black plastic cable with spiral section 15cm long. Spiral starts 24cm from top puck.
Dimmability Compatible with most LED dimmers

Finishes



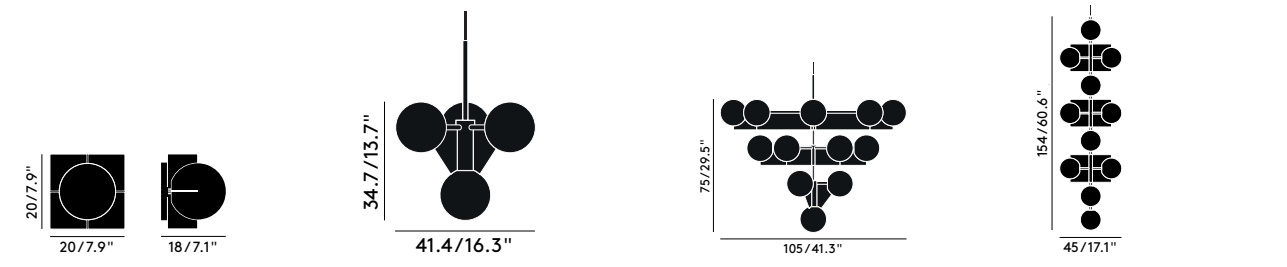
Stainless Steel White Stainless Steel Brass



LIGHTING:
PLANE

Plane is characterised by its simplicity and bold geometry: basic silhouettes made from a brass-plated steel frame and a double-layered white glass sphere creating a mysterious optical illusion.





Plane Wall Light Plane Chandelier Short Plane Chandelier Plane Chandelier Drop

Year of Design	2014
Material	Brass Plated Steel/Glass
Bulb Spec	Wall: G9 25W (max) Chandelier Short: 4 x G9 25W (max) Chandelier: 18 x G9 25W (max) Drop Chandelier: 15 x G9 25W (max) Bulb not included
Cable Spec	250cm/98.4in black braided cable
Dimmability	Mains dimmable (depending on lamp application)
Notes	IP44 RATING AS A WALL LIGHT ONLY

Finishes

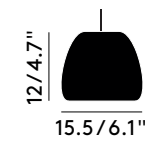


Brass Plated Steel

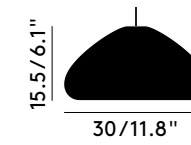


LIGHTING:
VOID

Inspired by vacuum flasks, Void is made from pure metal which is formed into a complex double-walled shade. A small but powerful halogen bulb deep inside the lamp creates a soft but directional light beam, while the exterior is polished to a highly reflective finish.



Void Mini Pendant



Void Pendant



Void Surface Light

Year of Design	2009
Material	Brass; Copper; Stainless Steel
Bulb Spec	G9 33W (max). Bulb not included.
Cable Spec	250cm/98.4in black fabric cable
Dimmability	Mains dimmable (depending on lamp application)

Finishes




Stainless Steel



Brass




Copper



VOID TRIO ROUND EU

Brass
Copper
Steel


Cluster Diameter 510mm
Ceiling Canopy Diameter 580mm
Drop from Ceiling 1140mm
Weight (Inc Canopy) 13.41kg
No. of Boxes 7



VOID RANGE ROUND EU

Brass
Copper
Steel

Cluster Diameter 310mm
Ceiling Canopy Diameter 580mm
Drop from Ceiling 1260mm
Weight (Inc Canopy) 14.66kg
No. of Boxes 11



VOID MINI ROUND EU

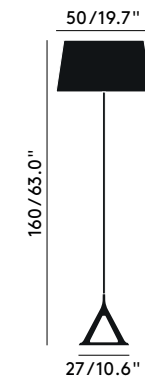
Brass
Copper
Steel

Cluster Diameter 240mm
Ceiling Canopy Diameter 580mm
Drop from Ceiling 2500mm
Weight (Inc Canopy) 11.8kg
No. of Boxes 11

LIGHTING:
BASE

The robust and honest metalwork design embodied by Base is what Tom Dixon is best known for. Its classic silhouette has been modernised and adapted giving it the status of an interior design staple.

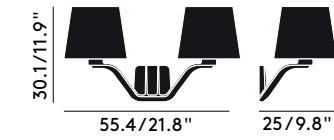




Base Floor Light



Base Table Light



Base Wall Light

Year of Design	2006
Material	Brushed Brass Shade, Cast Iron Base
Bulb Spec	Floor: E27 42W (max) Table: E14 40W (max) Wall: 2 x E14 25W (max) Bulb not included
Cable Spec	Floor: 300cm/118in black fabric cable with foot switch Table: 300cm/118in black fabric cable with in line switch 100cm/39.4in from the plug
Dimmability	Not dimmable (Floor and Table) Mains dimmable - depending on lamp application (Wall)

Finishes

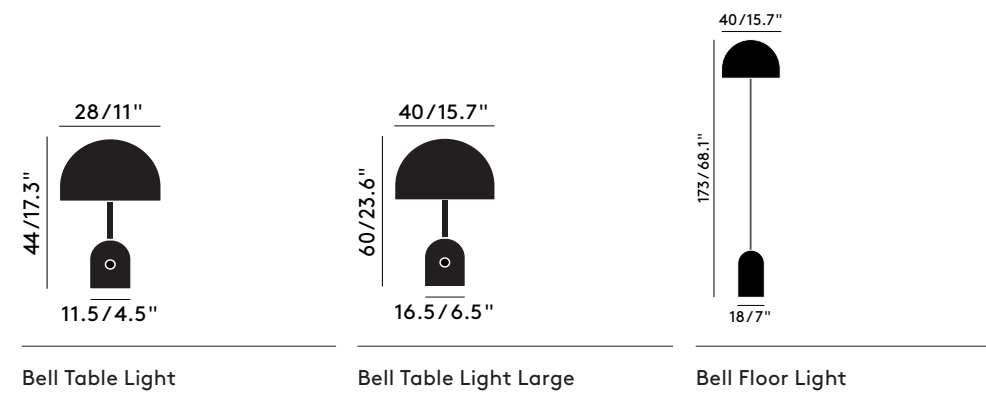


Brushed Brass



LIGHTING:
BELL

Bell was inspired by the chromed bumpers of vintage automobiles, our obsession with mirrored surfaces and a continued exploration into the super-shiny. Formed from brass, black, copper or chrome plated steel, Bell is an exercise in reductionism. The hyper polished reflective surface allows it to take on the tone and characteristics of its surroundings.



Year of Design 2012
Material Steel - Chrome plated, Brass plated, Copper plated, Black gloss powder coat
Bulb Spec E27 60W (max). Bulb not included
Cable Spec Table Lights: 200cm/78.7in black fabric cable
 Floor: Black fabric cable with inline foot switch
Dimmability Table Lights: Dimmer switch on base
 Floor: Not dimmable
Notes Floor light in chrome only
 Large Bell in black and chrome only

Finishes



Copper

Chrome

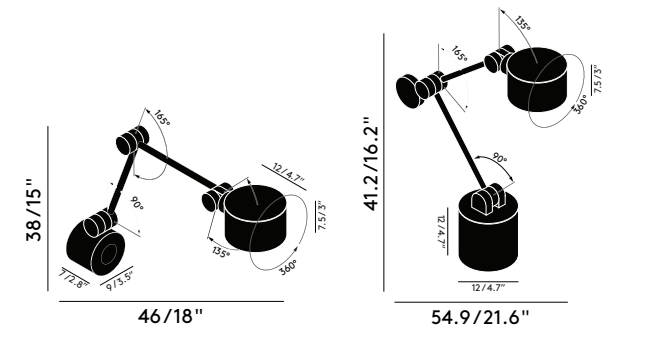

Brass

Black



LIGHTING:
BOOM

This functional and beautifully engineered task light takes its inspiration from generations of draughtsman's and machinists lamps, reduced to a series of cylinders, tubes and junctions arranged in a minimalist sculptural composition.



Boom Wall Light

Boom Table

Year of Design	2015
Material	Aluminium
Bulb Spec	E14 7W LED. Bulb not included
Cable Spec	250cm/98.4in black braided cable
Dimmability	Not dimmable

Finishes



Aluminium



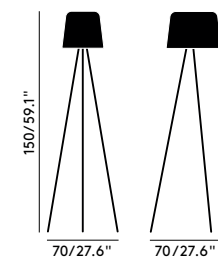
Black



LIGHTING:
FELT

The texture and depth of Felt adds warmth to any space. Made from double-layered felt heat pressed into a soft organic shape, it features a grey exterior and white interior, and now an all-white finish.





Felt Floor Light



Felt Pendant Light

Year of Design	2004
Material	Felt Shade, Steel Stand (Floor Light)
Bulb Spec	Pendant: E27 42W (max) Floor: E27 60W (max) Bulb not included
Cable Spec	Pendant: 250cm/98.4in clear cable Floor: 300cm/118in clear cable with foot switch
Dimmability	Pendant: Mains dimmable (depending on lamp application) Floor: Not Dimmable

Finishes



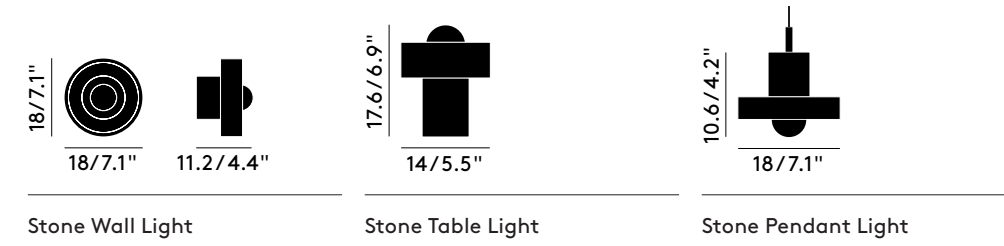
Grey

White



LIGHTING:
STONE

This hard, semi-precious surface has transfixed architects, sculptors and designers for millennia. It is the dream material - tough yet tactile, heavy and long-lasting with individual personality.



Year of Design	2015
Material	Marble, Glass and Brass
Bulb Spec	E27 5W brass crown LED 230v. Bulb included.
Cable Spec	Table: 250cm/98.4in black fabric cable with inline switch Pendant: 250cm/98.4in black fabric cable
Dimmability	Pendant and Wall: Mains dimmable (depending on lamp application) Table: Not Dimmable
Notes	IP44 RATING AS A WALL LIGHT ONLY

Finishes

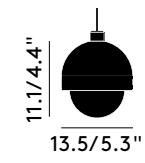


Marble



LIGHTING:
SPOT

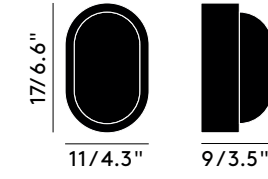
Framed in a plated stainless-steel surround, Spot is a massively thick glass lens designed to refract the light of integrated LEDs. Comprising of a directional pendant and two IP44 rated wall lights, spot is rendered in high-shine copper and glossy black.



Spot Pendant



Spot Round



Spot Obround

Year of Design	2016
Material	Steel and K9 Glass
LED Spec	Pendant: 6.3W Integrated LED Surface Obround: 5.5W Integrated LED Surface Round: 3.5W Integrated LED
Cable Spec	250cm/98.4in black braided cable. Supplied with tensile wire
Dimmability	Not dimmable
Notes	IP44 RATING AS A WALL LIGHT ONLY

Finishes



Copper



Black



LIGHTING: LED

Mindboggling transformations are afoot in the world of illumination, where a new LED universe is being created. Brighter, flatter and cooler light sources that use a fraction of the energy have suddenly become affordable and trusted by consumers everywhere. But we haven't been watching this revolution from the sidelines. For years we have been experimenting with new ways to use the Light Emitting Diodes.

In 2019, we are introducing the latest in high performance LED technology to our expanding lighting range. A custom-made Tom Dixon LED ring and driver module has been integrated into our existing best seller Melt and launches into two new collections, Spring and Opal. The LED module offers the three key benefits expected of this technology - longer life expectancy, energy efficiency and improved performance resulting in more functional, flexible and convenient products.

Our integrated LED module is fully serviceable and replacement LED rings and drivers are available if needed. However, with a life span of 50,000 hours, if used on an average of 6 hours a day, you should not need to replace for over 20 years.

LIGHTING

2019



Base Floor Brass



Base Table Brass



Base Wall Brass



Beat Fat White
Also in Grey, Black and Brushed Brass



Beat Tall White
Also in Grey, Black and Brushed Brass



Beat Wide Brushed Brass
Also in Grey, Black and White



Beat Stout Brushed Brass
Also in Grey, Black and White



Beat Flat Black



Beat Waist Black



Beat Floor White
Also in Brushed Brass and Black



Beat Floor Black
Also in White and Brushed Brass



Beat Table White
Also in Brushed Brass and Black



Beat Table Black
Also in White and Brushed Brass



Beat Wall White



Beat Wall Black



Bell Floor Chrome



Bell Table Brass
Also in Chrome, Black and Copper



Bell Table Large Chrome
Also in Black



Boom Wall Black



Boom Task Light Aluminium



Copper Round 45cm, 25cm
Also in Black




Copper Wide Pendant
Also in Black



Cut Tall Pendant Chrome
Also in Gold



Cut Short Pendant Chrome
Also in Gold



Cut Surface Chrome
Also in Gold



Etch Pendant Brass 50cm



Etch Pendant Black 32cm
Also in Brass, Copper and Silver



Etch Web Pendant Brass
Also in Stainless Steel



Fade Pendant Gold 50cm
Also in Chrome and Copper



Felt White
Also in Grey



Felt Floor White
Also in Grey



Melt Mini Pendant Chrome
Also in Copper, Gold and Smoke



Melt Pendant Chrome Classic
Also in Copper, Gold and Smoke



Melt Surface Gold Classic
Also in Copper, Chrome and Smoke



Melt Pendant Mini Copper LED
Also in Chrome, Gold and Smoke



Melt Pendant Copper LED
Also in Chrome, Gold and Smoke



Melt Mini Surface Smoke LED
Also in Copper, Gold and Chrome



Melt Surface Smoke LED
Also in Copper, Gold and Chrome



Melt Table Copper



Mirror Ball Pendant Gold
25cm, 40cm, 50cm



Stone Table



Stone Wall



Top Pendant Silver



Void Pendant Stainless Steel
Also in Copper and Brass



Mirror Ball Pendant Chrome
25cm, 40cm, 50cm



Opal Surface



Opal Pendant 25cm



Opal Pendant 50cm



Void Mini Pendant Stainless Steel
Also in Copper and Brass



Void Surface Stainless Steel
Also in Copper and Brass



Opal Arc Black Floor



Opal Cone Black Floor



Plane Chandelier



Plane Drop Chandelier



Plane Short Chandelier



Spot Pendant
Also in Black



Spot Round Surface
Also in Black



Spot Obround Surface
Also in Black



Spring Pendant Brass Small
Also in White



Spring Pendant Brass Medium
Also in White




Spring Pendant Brass Large
Also in White



Stone Pendant

FURNITURE





FURNITURE:
WINGBACK


Wingback was inspired by traditional 17th century Wingback and balloon-back archetypes and was developed for Shoreditch House Members Club. Thanks to its expressive sweeping curves, our statuesque Wingback is often seen in the centre of spaces as a sculptural intervention rather than a mere piece of seating. The exaggerated proportions of the wing allow the sitter to be enthroned against a grand backdrop or completely hidden from view.





Year of Design 2014
Material Legs - Copper plated steel; Chrome plated steel; Brass plated steel; Oak.
 Upholstered foam shell.
Upholstery Please reference upholstery guide for fabric options
Notes Made to order

Finishes





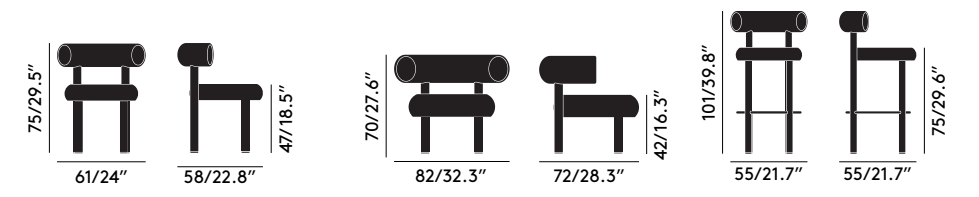
FURNITURE:

FAT

Fat, our new upholstery chair range is designed to hug the body and allows for multiple sitting positions. Available as a dining chair, bar stool and lounge chair, the extreme simplicity of the components is a testament to form following function, whilst maintaining a humorous silhouette and a reductionist aesthetic. Quite a balancing act!

Fat is made from moulded foam with a metal leg launching in high gloss black lacquer and made to order upholstery. Manufactured in Europe, hand finished and upholstered by experienced craftsmen.






Fat Dining Chair

Fat Lounge Chair

Fat Bar Stool

Year of Design	2019
Material	Steel and Upholstered Moulded Foam
Finish	Gloss Powder Coat
Upholstery	For upholstery options, please reference upholstery guide
Notes	Made to order

Finishes



Powder Coated Steel Legs

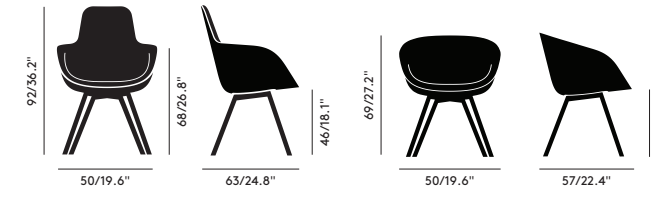


FURNITURE:
SCOOP

Scoop was developed for a Design Research Studio project for the Royal Academy, London. The brief was to design a chair that was generously proportioned, comfortable and fully upholstered. Scoop was inspired by motor racing 'tub' seats which hug the contours of the body. Made in foam with a fixed upholstery, Scoop comes with a high or low back option, legs available in brass, copper, chrome and oak.








Scoop High Chair

Scoop Low Chair

Year of Design 2009
Material Legs – Copper plated steel; Chrome plated steel; Brass lacquered Steel; Oak.
 Upholstered foam shell.
Upholstery Please reference upholstery guide for fabric options
Notes Made to order

Finishes



Black Oak

Natural Oak

Chrome

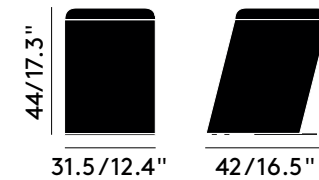
Copper

Brass



FURNITURE:
**SLANT
STOOL**

A mobile, adaptable, go-anywhere stool, Slant is lightweight, compact and comes with a powder-coated steel shadow plate.



Slant Stool

Year of Design 2016
Material Upholstery with Wood and Foam; Powder Coated Steel Base
Upholstery For upholstery options please reference upholstery guide
Notes Made to order

Finishes



Powder Coated Steel Plate




FURNITURE:

VETERANS

Initially manufactured in Tom's London metalwork shop many moons ago - and subsequently under license for 20 years of Italian production - these instantly recognisable designs are finally brought back home. Re-engineered, recoloured and reinvigorated for relaunch, their graphic, pop-art silhouettes feel just as fresh today as they did yesterday and will still be collector's pieces tomorrow. The Veterans include: S Chair, Bird Chaise Lounge and Pylon Chair.



VETERANS:
BIRD CHAISE

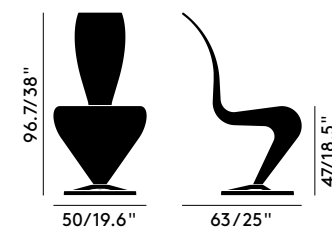


Bird Chaise

Year of Design	1991
Material	Upholstery with Wood and Foam
Upholstery	For upholstery options please reference upholstery guide
Notes	Made to order




VETERANS:
S CHAIR




S Chair

Year of Design	1991 (Re-designed in 2016)
Material	Upholstered Foam and Cast Iron
Upholstery	For upholstery options please reference upholstery guide
Notes	Made to order

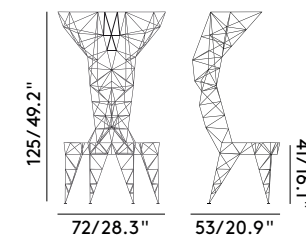
Finishes



Cast Iron Base



VETERANS:
PYLON



Pylon Chair

Year of Design 1991
Material Steel
Finish Gloss Powder Coat

Finishes



White Powder Coat

FURNITURE:
SCREW

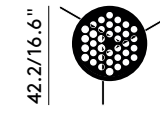
Inspired by a rotating sculptor's table, Screw uses typical reinforcement details and functions, like a piece of traditional workshop equipment. In a nod to London's industrial past it is also made with materials and processes associated with the Industrial Revolution.







46/18.1"



Screw Stool

60/23.6"



45-62/17.7-24.4"

Screw Side Table

90/35.4"




57-82/22.4-32.2"

Screw Cafe Table

Year of Design 2007
 Material Cast Iron and Steel
 Notes Please reference table tops index for table top options

Finishes

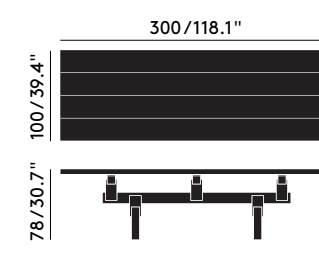


Cast Iron Base

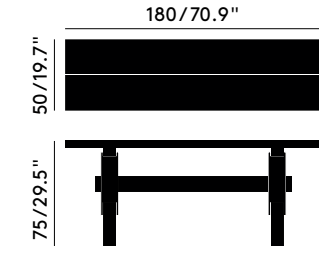


FURNITURE:
MASS

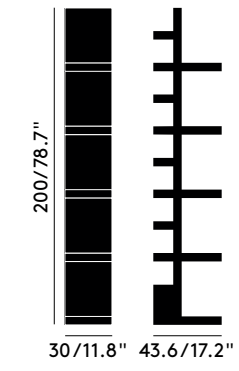
Huge chunks of heavyweight, metallic, minimalism. Mass is confident, over-scaled furniture with real presence and instantly recognisable expressive minimalism. As it takes on the marks of time, Mass will develop a natural patina across its surface, meaning each piece will age like a prized bronze statue.



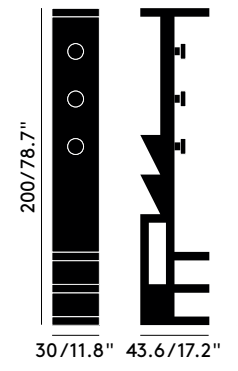
Mass Table



Mass Console



Mass Book Stand



Mass Coat Stand

Year of Design 2012
 Material Brass Clad Wood

Finishes

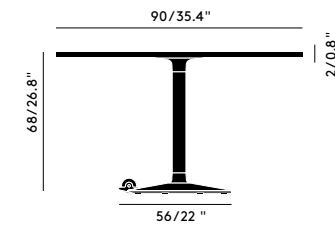


Brass



FURNITURE:
ROLL TABLE


An example of indestructible mechanical practicality. A hardworking table with a roll-able base, constructed to ease the workers' burden. Roll is made from a solid cast iron base, a metal stem and a variety of square or round tops. The rolling wheel on the base allows the tables to be configured with minimal fuss and assistance.



Roll Table

Year of Design 2012
Material Powder Coated Cast Iron with Solid Oak top
Notes Please reference table tops index for options

Finishes

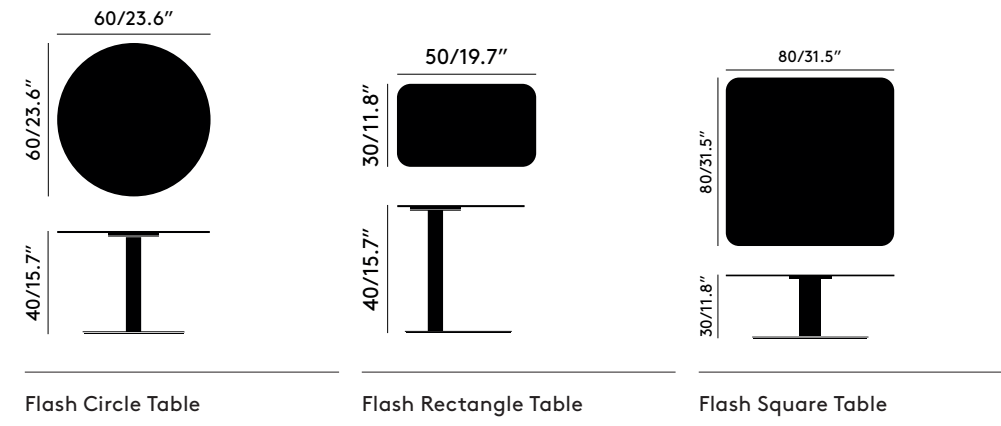


Cast Iron Base



FURNITURE:
FLASH

Flash is a series of sophisticated tables with an uncompromising metallic surface. Available in brass and now black, the mirrored glass top and iron base form a table that is simultaneously sturdy, sleek and reflective.



Year of Design 2009
Material Steel and Glass
Finish Brass - Brushed and Lacquered;
 Black - Gloss Powder Coat

Finishes



Brass

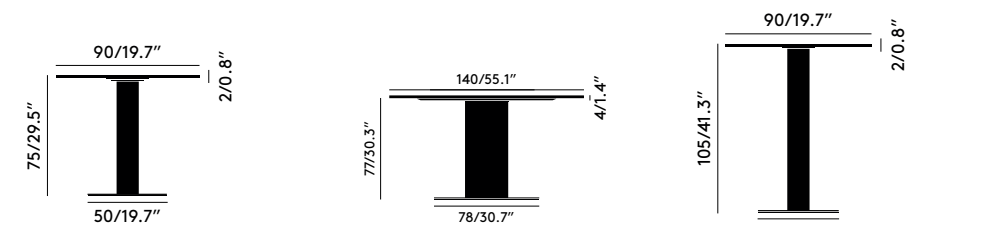
Black



FURNITURE:
TUBE

A simple, sleek table for all occasions, Tube is a versatile and elegant table base made from brass plated tubing. Available in brass and a new black finish, High and Wide join the Tube family, creating variation in height, dimension and weight. Tube is a sophisticated sturdy table component that can be customised.





Tube Table Dining

Tube Primavera Table

Tube Table High

Year of Design 2017
Material Steel with Marble Top
Finish Black - Gloss Powder Coat; Brass - Brushed and Lacquered
Notes Please reference table tops index for table top options

Finishes



Black

Brass




FURNITURE:

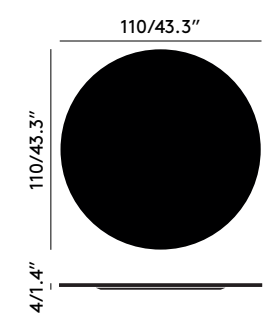
PRIMAVERA

Hidden between the deep gorges and snow-capped peaks of Yunnan's majestic landscapes, our oriental marble is quarried. An area that is rich in natural resources, the south-west province has the largest reserves of tin, lead, zinc and aluminium in China. Bordering Tibet, Myanmar, Laos and Vietnam, Yunnan province has the most diverse plant life in China.

Named Primavera but often described as a black, green and white metamorphic conglomerate, the marble is unusual due to its extreme random figuring and bold pattern. The alternating bright green, which is ground with white inlays and thin black veining ensures that each table top is completely unique.




Primavera Round Marble Table Top 1400



Primavera Round Marble Table Top 1100

Year of Design 2019
Material Marble

Finishes




Marble



FURNITURE:
SPUN

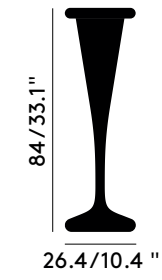
Generously proportioned curves of spun-sheet solid brass are hand polished to a mirror finish to create the Spun collection, bringing instant disco glamour to the cocktail bar, dining hall or living room.



Spun Table Short



Spun Table Tall



Spun Champagne Stand

Year of Design 2012
Finish Lacquered
Material Polished Brass

Finishes



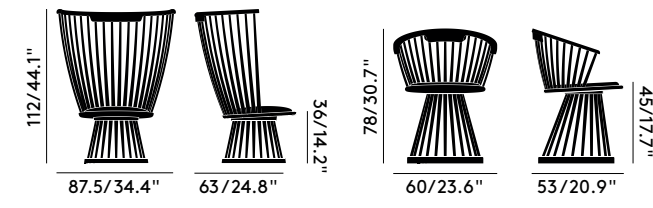
Polished Brass



FURNITURE:

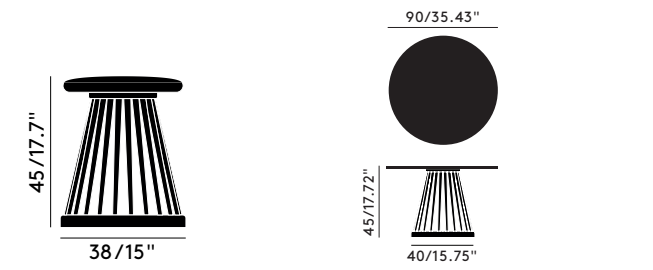
FAN

Fan is a modern take on the classical Windsor chair. A British archetype converted to a contemporary silhouette, creating an exclamation mark in the home with a semi-transparent structure that takes up minimal visual mass for a large and imposing chair.



Fan Chair

Fan Dining Chair



Fan Stool

Fan Table

Year of Design 2010
Material Chair and Dining Chair: Ash
 Table and Stool: Natural Oak, Black Stained Birch
Notes Black leather seat pad included (for chair, dining chair and stool)
 Please reference table tops index for table top options

Finishes



Natural Oak



Black Stained Birch



FURNITURE:
SLAB

Celebrating the natural beauty of oak, the Slab collection is a series of robust pieces constructed in angular forms of inviting simplicity. The surface is deeply brushed to expose the grain and finished with either a black or natural lacquer. The Slab collection consists of a bar stool, chair, dining table and desk.

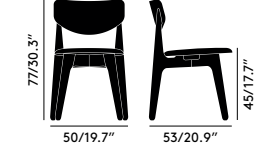




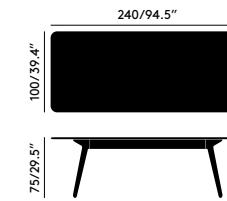
Slab Stool



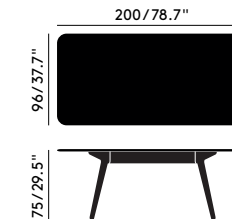
Slab Side Chair



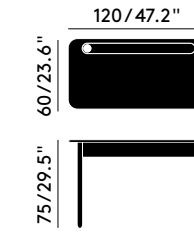
Slab Side Chair Upholstered



Slab Table 2400



Slab Table



Slab Individual Desk Small

Year of Design 2006 (with later editions)
Finish Stool: Solid Oak with a Cast Iron Foot Ring
 Side Chair and tables: Black - Brushed and Matte Lacquered;
 Fumed and Natural - Matte Lacquered
 Desk: Natural and fumed oak
Material Solid Oak, Black Brushed with Matt Lacquer, Fumed and Natural with a
 Matt Lacquer
Notes Black leather seat pad included with upholstered chair

Finishes



Natural Oak



Fumed Oak



Black Oak

FURNITURE:
SWIRL

Swirl is a series of geometric forms stacked upon one another to create multidimensional, functional sculptures. The unique process involves recycling the powdered residue from the marble industry, mixed with pigment and resin to create blocks of material that can then be sawn, sliced and turned on a lathe. A family of tables, each with their own distinct silhouette, colouration and personality.

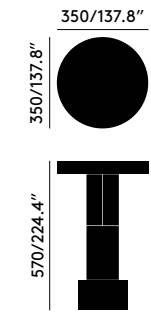




Swirl Table Low




Swirl Table Medium



Swirl Table Tall

Year of Design 2019
 Material Marble Powder

Finishes



Marbled Powder with Pigment

TABLE TOP INDEX



		Screw Café Base	Screw Side Base	Fan Natural Base	Fan Black Base	Roll Base
Wood Top 600mm Round Fumed		•	•	•	•	•
Wood Top 900mm Round Fumed		•		•	•	•
Wood Top 650mm Square Fumed		•				•
Wood Top 600mm Round Natural Oak		•	•	•	•	•
Wood Top 900mm Round Natural Oak		•		•	•	•
Wood Top 650mm Square Natural Oak		•				•
Wood Top 600mm Round Black Oak		•	•	•	•	•
Wood Top 900mm Round Black Oak		•		•	•	•
Wood Top 650mm Square Black Oak		•				•
Marble Top 600mm Round White		•	•	•	•	•
Marble Top 900mm Round White		•		•	•	•
Marble Top 650mm Square White		•				•
Marble Top 600mm Round Green		•	•	•	•	•
Marble Top 900mm Round Green		•		•	•	•
Marble Top 650mm Square Green		•				•
Primavera Round Marble Table Top 1100						
Primavera Round Marble Table Top 1400						



		Tube Base Black	Tube Base Brass	Tube Base High Black	Tube Base High Brass	Tube Base Wide Black	Tube Base Wide Brass
Wood Top 600mm Round Fumed		•	•				
Wood Top 900mm Round Fumed		•	•	•	•		
Wood Top 650mm Square Fumed		•	•	•	•		
Wood Top 600mm Round Natural Oak		•	•				
Wood Top 900mm Round Natural Oak		•	•	•	•		
Wood Top 650mm Square Natural Oak		•	•	•	•		
Wood Top 600mm Round Black Oak		•	•				
Wood Top 900mm Round Black Oak		•	•	•	•		
Wood Top 650mm Square Black Oak		•	•	•	•		
Marble Top 600mm Round White		•	•				
Marble Top 900mm Round White		•	•	•	•		
Marble Top 650mm Square White		•	•	•	•		
Marble Top 600mm Round Green		•	•				
Marble Top 900mm Round Green		•	•	•	•		
Marble Top 650mm Square Green		•	•	•	•		
Primavera Round Marble Table Top 1100						•	•
Primavera Round Marble Table Top 1400						•	•

UPHOLSTERY GUIDE

BUTE

Based in Scotland, Bute are known for their extensive collection of durable, wool-rich textiles. Their selection of fabrics is colourful, tactile and timeless. Made from recycled yarns collected during production, Mollie Melton is a rich and contemporary wool. Alchemy is a vibrant and textured wool with colourful flecks. We collaborated with Bute to create the colour palette for Storr, a large-scale chunky boucle wool with a curly texture.

MOLLIE MELTON



MO 0202


MO 0201

MO 0104

MO 0103

MO 0101

ALCHEMY



AL 0806

AL 0202

AL 0403

AL 0302

AL 0604

STORR



SR 0157

SR 0612

SR 3732

SR 3405


SR 0501

For full fabric specification and colour availability see www.butefabrics.com

DESIGNERS GUILD

English fabric house, Designers Guild produce elegant textiles available in a vast range of styles, colours and textures. Our new fabric selection for 2019 includes a soft yet robust linen, Manzoni and a handsome velvet, Cassia that are practical yet sleek.

CASSIA



CA 09

CA 11

CA 41

CA 42

CA 13

MANZONI



MA 27

MA 12

MA 55

MA 49

MA 18

Cassia and Manzoni are supplied fire treated to meet BS5852 Cigarette and Match, Crib 5 and Cal 117.

For full fabric specification and colour availability see www.designersguild.com

SØRENSEN

Luxury Danish leather company Sørensen Leather produce naturally soft leathers and suedes of the highest quality. A family owned business, Sørensen have extensive expertise in providing genuine leather that is one of a kind. Horizon is a beautifully protected Aniline leather with a rich tactile feel and discrete natural markings. Royal Nubuck is a smooth suede with a subtle texture and velvety finish. Optimo is a strong and durable leather with a surface coating, which makes it water-resistant and versatile. Dunes has a buttery-soft surface thanks to a special process involving sanding, buffing and a leather oil treatment. Elegance is a deluxe leather that is sophisticated and rich. Firm yet flexible with visible natural markings, Elegance is luxury at its finest.

ROYAL NUBUCK



RN 30259


RN 30258

RN 30260

RN 30256

RN 30251

OPTIMO



OP 41703


OP 41705

OP 41708

OP 41704

OP 41710

DUNES



DU 21003


DU 21001

DU 21002

DU 21000

DU 21004

HORIZON



HZ 40106

HZ 40100

HZ 40104

HZ 40107

HZ 40101

ELEGANCE



EC 20198

EC 20197

EC 20193

EC 20195

SAVANNE



SA 30314

SA 30330

SA 30303

SA 30302


SA 30399

For full fabric specification and colour availability see www.sorensenleather.com

KVADRAT

Danish textiles house Kvadrat's versatile collection represents a commitment to colour, simplicity and design. For our 2019 fabric selection we have included a range of contemporary high-quality wools. Hero is a woven textile with a felt like surface, which is smooth and directionless. Melange Nap is soft yet hard wearing and is constructed with a unicoloured and melange yarn, which creates a graphic pattern of tiny dots that play across the surface. Tonica is a hard-wearing and durable wool, specifically designed for the office furniture sector. Tonus is an elastic fabric, ideal for upholstering complex and sculptural forms, with a colour palette that is rich and bright. Nanna Ditzel's Hallingdal 65 is a durable fabric constructed of wool and viscose. The wool provides flexibility whilst the viscose adds depth to the colour.

MELANGE NAP




MN 0711

MN 0351

MN 0461

MN 0491

TONICA



TA 0732


TA 0672

TA 0611

TA 0543

TA 0411

TONUS




TO 0128

TO 0210

TO 0631

TO 0634

TO 0654




TO 0615

TO 0364

TO 0131

HERO



HE 0191

HE 0151

HE 0991

HE 0981

HALLINGDAL 65




HA 0190

HA 0180

HA 0368

HA 0166

HA 0130



HA 0116



HA 0110




HA 0227

For full fabric specification and colour availability see www.kvadrat.dk

THE ORGANIC SHEEP

The Organic Sheep is a Danish sheepskin company that specialises in ethical sheep skins from Iceland. Their organic sheep are born in Iceland's natural wilderness, roaming freely with no human contact during their lives. The wool's unusual and unique character is the result of centuries of adaptation to the harsh Icelandic climate. The long hair protects the sheep's skin from moisture while the short hair keeps the animal warm. All sheepskins from The Organic Sheep company are by-products from food production and hides are prepared in an environmentally sustainable tannery.

GOTLAND



GT 01

FABRIC SUITABILITY

	Alchemy	Cassia	Dunes	Elegance	Gotland Sheepskin	Hallingdal 65	Hero	Horizon	Manzoni	Melange Nap	Mollie Melton	Optimo	Royal Nubuck	Savanne	Storr	Tonica	Tonus
Bird Chaise	•	•	•	•	•	•	•	•	•	•	•	•	•	•	•	•	•
Fat Dining	•	•	•	•	•	•	•	•	•	•	•	•	•	•	•	•	•
Fat Lounge	•	•	•	•	•	•	•	•	•	•	•	•	•	•	•	•	•
Fat Stool	•	•	•	•	•	•	•	•	•	•	•	•	•	•	•	•	•
S Chair	•	•	•	•	•	•	•	•	•	•	•	•	•	•	•	•	•
Scoop	•	•	•	•	•	•	•	•	•	•	•	•	•	•	•	•	•
Slant	•	•	•	•	•	•	•	•	•	•	•	•	•	•	•	•	•
Wingback Chair	•	•	•	•	•	•	•	•	•	•	•	•	•	•	•	•	•
Wingback Micro Chair	•	•	•	•	•	•	•	•	•	•	•	•	•	•	•	•	•
Wingback Sofa	•	•	•	•	•	•	•	•	•	•	•	•	•	•	•	•	•
Wingback Micro Sofa	•	•	•	•	•	•	•	•	•	•	•	•	•	•	•	•	•
Wingback Ottoman	•	•	•	•	•	•	•	•	•	•	•	•	•	•	•	•	•
Wingback Long Ottoman	•	•	•	•	•	•	•	•	•	•	•	•	•	•	•	•	•

For more information please visit tomdixon.net or speak to our Customer Service team.

FURNITURE

2019



The Veterans - Bird Chaise



The Veterans - S Chair



The Veterans - Pylon Chair White



Fan Table Base Black
Also in Wood Tops



Fan Table Base Natural
Also in Wood Tops



Fan Chair Black
Also in Natural



Fan Dining Chair Black
Also in Natural



Fan Stool Black
Also in Natural



Fat Dining Chair



Fat Lounge Chair



Fat Stool



Flash Square Table
Also in Brass



Flash Rectangle Table
Also in Brass



Flash Circle Table
Also in Brass



Mass Dining Table



Mass Console



Mass Book Stand



Mass Coat Stand



Pylon Coffee Table Black
(Hub Only)



Pylon Dining Table Black
(Hub Only)



Pylon Small Table Black
(Hub Only)



Roll Table Base 600
Also in Green Marble, Fumed,
Oak, Black Tops



Roll Table Base 650
Also in White Marble, Fumed,
Oak, Black Tops



Roll Table Base 900
Also in Green Marble, Fumed,
Oak, Black Tops



Scoop High Chair
Also in Brass, Copper, Chrome, and
Natural Oak legs



Scoop Low Chair
Also in Brass, Copper, Chrome, and
Natural Oak legs



Screw Cafe Table
Also in Marble and Wood Tops



Screw Side Table Base
Also in Green Marble, Fumed Oak,
Black Tops



Screw Stool



Slab Dining Table Black 2400
Also in Natural and Fumed



Slab Dining Table Fumed 2400
Also in Natural and Black



Slab Dining Table Natural 2400
Also in Black and Fumed



Slab Chair Black/Natural
Also in upholstered seat pad



Slab Bar Stool Black
Also in Natural and Fumed



Slab Desk Small Fumed
Also in Black and Natural



Slant Stool



Spun Table Short Brass



Spun Table Tall Brass



Swirl Low Table



Swirl Medium Table



Swirl Tall Table



Tube Table Dining Black
Also in Marble Tops



Tube Table Dining Brass
Also in Wood Tops



Tube Table Tall Black
Also in Wood Tops



Tube Table Tall Brass
Also in Marble Tops



Tube Table Wide Black
Only in Primavera Tops



Tube Table Wide Brass
Only in Primavera Tops



Wingback Chair
Also in Copper, Brass, Chrome
and Natural Oak legs



Micro Wingback Chair
Also in Copper, Brass, Chrome
and Natural Oak legs



Micro Wingback Sofa
Also in Copper, Brass, Chrome
and Natural Oak legs



Wingback Sofa
Also in Copper, Brass, Chrome
and Natural Oak legs



Wingback Ottoman
Also in Copper, Brass, Chrome
and Natural Oak legs



Wingback Long Ottoman
Also in Copper, Brass, Chrome
and Natural Oak legs

ACCESSORIES





ACCESSORIES: SWIRL

Swirl is a series of geometric forms stacked upon one another to create multi-dimensional, functional sculptures. The unique process involves recycling the powdered residue from the marble industry, mixed with pigment and resin to create blocks of material that can then be sawn, sliced and turned on a lathe. Substantial in weight, smooth in texture and bold in pattern, Swirl will inject a fresh pop sensibility into any setting.



STEPPED CANDLE
HOLDER



CONE CANDLE
HOLDER



STEPPED BOOK
ENDS



BLACK & WHITE
CANDELABRA



DUMBBELL CANDLE
HOLDER



MULTI
CANDELABRA



DUMBBELL HOOK
LARGE



DUMBBELL HOOK
MEDIUM



CONE HOOK
LARGE



CONE HOOK
SMALL



VASE



ACCESSORIES:
BLOCK

Architecturally geometric and highly sculptural, Block is a series of decorative and functional ceramics. Produced in Portugal, a country that is renowned for its expertise in ceramics, the Block family is slip cast to create a sense of uniformity. The high gloss hand-glaze process adds individuality to each piece.



VESSEL



BOWL



JUG



VASE



ACCESSORIES:

CARVED

Mouth-blown, double layered black and white glass has been acutely cut back to define a series of circular motifs. Artisanal glass makers in India carefully carved away layers of glass in a design process that explores the opaque, the translucent and the transparent. The intention was for the chunky and heavy glass to take on an ethereal lightness.



VASE SMALL



BOWL



VASE TALL



STEM VASE



VASE MEDIUM



ACCESSORIES: BREW

Brew recognises coffee making as a form of art and coffee drinking as one of our few remaining contemporary rituals. Precision-engineered from stainless steel with a copper finish, Brew is hyper-reflective, functionally rigorous and designed to take pride of place on any kitchen counter, bar or occasional table. Brew family also available in stainless steel.


	STOVE TOP		ESPRESSO CUPS X 4
	SCOOP		MILK PAN
	TRAY		CADDY
	CAFETIERE		BISCUIT TIN
	KETTLE AND FILTER SET		



ACCESSORIES:

FORM

Form is a well-proportioned and rigorously detailed solid brass or stainless-steel tea set. Form has been described as being influenced by the Bauhaus, the Space Age or by Victoriana. However, we believe the combination of polished steel and black Bakelite sits comfortably in any setting and establishes a modernist scene for one of the most enjoyable and enduring rites, allowing you to create your own contemporary tea ceremony. Also available in brass.

	TEAPOT		MILK JUG
	SUGAR BOWL AND SPOON		JUG
	TRAY		TEA CADDY



ACCESSORIES: ROCK

Our long-term love affair with marble bears more fruit with a series of Green Forest marble artefacts. Rock is a collection of interactive, playful and stackable sculptures, which act as architecture for your dining table. The range displays the natural and uniquely solid materiality that Tom Dixon has long been associated with.



TEALIGHTS



LARGE CANDLE
HOLDER



LONG SERVING
BOARD



WEIGHT



MEDIUM CANDLE
HOLDER



OBLONG SERVING
BOARD



ROUND SERVING
BOARD

ACCESSORIES: TANK

Characterised by a hand painted copper band, Tank takes its sculptural cue from the functional shapes and volumes of scientific glassware. Minimal yet decorative, the range forms bold building blocks of table-top architecture. Tank family also available in black.



	WINE DECANTER		WHISKEY GLASS X2		VASE LARGE
	WHISKEY DECANTER		BEER GLASS X2		VASE MEDIUM
	JUG		CHAMPAGNE GLASS X2		VASE STEM
	LOW BALL GLASS X2		WINE GLASS X2		HIGH BALL GLASS X2
	WATER SET (COPPER)		WHISKEY SET (COPPER)		WINE SET (COPPER)
	ICE BUCKET AND TONGS				



ACCESSORIES:

BUMP

Bump is a series of rounded borosilicate forms designed to serve as the ritualistic instruments of every day drinking and hosting. Using glass manipulation techniques from the science laboratory and highlighted in translucent colours, Bump is a joyful play of double walled forms, set within practical and well considered functionalities.



JUG



TEA CUPS



VASE SHORT

SHORT GLASS
X 2

TEAPOT



VASE TALL

TALL GLASS
X 2

CONE VASE



ACCESSORIES:

BASH

A series of beaten bowls in solid brass with a pleasing matte finish. These hand-made bowls are decorative and functional – surprisingly delicate given the aggressive hammering that is necessary in their crafting.





ACCESSORIES:

BONE

A series of sculptural artefacts cast in solid brass with a matte finish bearing a bone-like quality. Bone Bowls can be displayed on their own as sculptures or used with dry food and decorations such as pomegranates and flower heads. Handmade in India.



BOWL SMALL



BOWL LARGE



BOWL EXTRA LARGE



ACCESSORIES:

SPIN

A Candelabrum with rotating arms, made from robust, honest indestructible cast iron. An industrial-strength piece of table-top engineering designed to act as a kinetic centrepiece and produce infinite arrangements.











SPIN CANDELABRA

SPIN CANDELABRA
MINI



ACCESSORIES:
PLUM

Plum is a series of barware that brings cocktail culture and drink traditions into a contemporary universe. Formed from copper, each piece offers an attractive functionality to the restaurant, bar and home.

	COCKTAIL SHAKER		TONGS
	ICE BUCKET		MARTINI GLASSES X2
	MOSCOW MULE X2		WINE COOLER
	TRAY		SHOT GIFTSET



ACCESSORIES:
ECLECTIC

Recognising that first impressions and memories are connected to the sense of smell, Tom Dixon's journey into the world of fragrance started with Eclectic. This year we refresh the vessel form with an elegant, new slim waisted metal container and add two more refined perfumes to the collection - Underground and Alchemy.



MEDIUM CANDLE



LARGE CANDLE



XL CANDLE



MEGA (LONDON)



TRAVEL CANDLE



DIFFUSER



GIFTSET



ACCESSORIES:
**ECLECTIC
 WASH**

There are a series of intangibles that can be just as important in interior-design as colour, luminosity and shape. Often, the most potent first impression and subsequent memory of a space can be its smell. The Eclectic wash collection evokes historical memories of British life, of travelling and trading across the globe and returning to the gritty smells of modern international London.



HAND WASH
500ML



HAND BALM
500ML



HAND DUO
500ML EACH



WASHING UP
LIQUID 1L



HAND BALM
75ML



BODY BALM
150ML



BODY WASH
200ML



BODY WASH
500ML



BODY BALM
500ML



SHOWER & BATH OIL
180ML



BODY DUO
500ML EACH



ACCESSORIES:

ELEMENTS

Elements is a series of fragrances inspired by the medieval alchemist and eastern philosopher's quest to reduce all matter to four simple elements; four scents of extreme simplicity and individual character that reflect their elemental names of Fire, Air, Earth and Water.



MEDIUM CANDLE



LARGE CANDLE



GIFTSET



DIFFUSER



ACCESSORIES:

MATERIALISM

Materiality is an underlying theme in all our work, from the rawness of cast metals and precious stone to the surface possibilities of vacuum metallised plastics or the malleable quality of molten glass. Materialism gives an extra tactile dimension to the objects we mould, carve and cast, creating a synergy between container and scent in Cork, Terrazzo, Stone, Alloy and Oil.

🕯️🕯️🕯️🕯️ GIFTSET



ACCESSORIES:
STITCH

Stitch depicts defined monochromatic forms, which have been created through meticulous hand-embroidered techniques. The curvature of the shapes and free-flowing nature of the lines and stitch work produce a minimal aesthetic. The Stitch family includes 45cm and 60cm cushions and a throw.





ACCESSORIES:

DASH

Dash explores the imagery of landscapes through bold, simple, expressive mark making. Inspired by topographic patterns, the composition is gestural and intuitive. The repetitive lines and stitches have been intricately machine knitted in Portugal. The Dash family includes a cushion and throw.





ACCESSORIES:

SOFT

Soft is a series of cushions fashioned by Dutch weavers and is composed of rare South African Angora goat hair, which is historically said to be as valuable as gold itself. European craftsmanship complemented with a generous filling of Danish duck feathers and superior pile height make for maximum indulgence and comfort.





ACCESSORIES:

BLOT

Blot is probably best described as an insight into the chaotic workings of Tom's mind. Intrigued by the speed and precision of the new digital printing processes, Tom worked late into the night, fusing a childhood obsession with chromatography with an interest in Abstract Expressionism and Rorschach imagery. The result is an intuitively designed pigmented print which seeps through absorbent linen fabric. The Blot family includes 45cm, 60cm and 40 x 60cm cushions.





ACCESSORIES:

ABSTRACT


Thick, woolly, rugged and generally more substantial than most cushions, Abstract is hand tufted by extraordinary skilled craftsmen in India. Tactile and comfortable, the new Abstract designs are available in a neutral palette, which reveals the natural pigmentation of the wool.





ACCESSORIES:
STRIPE

Two rugs made from pure wool, which have been hand-knotted to create a multi-level textured surface. Stripe is available in a circular or rectangular shape in a black and white design.



ACCESSORIES

2019



Abstract Grey Cushion



Abstract Natural Cushion



Blot Cushion 40x60cm



Blot Cushion 45cm



Blot Cushion 60cm



Dash Throw



Dash Cushion



Soft Cushion 45cm Wine



Soft Cushion 45cm Blue



Soft Cushion 45cm Ochre



Soft Cushion 45cm Pink




Soft Cushion 45cm Khaki



Stitch Cushion 45cm



Stitch Cushion 60cm



Stitch Throw



Eclectic Orientalist Candle
XL, Large, Medium, Travel



Eclectic Orientalist Diffuser



Eclectic Royalty Candle
XL, Large, Medium, Travel



Eclectic Royalty Diffuser



Eclectic London Candle
Mega, XL, Large, Medium, Travel



Eclectic London Diffuser



Eclectic Alchemy Candle
XL, Large, Medium, Travel



Eclectic Alchemy Diffuser



Eclectic Underground Candle
XL, Large, Medium, Travel



Eclectic Underground Diffuser



Elements Air Diffuser



Elements Earth Diffuser



Elements Water Diffuser



Elements Fire Diffuser



Elements Air Candle
Large, Medium



Elements Earth Candle
Large, Medium



Elements Water Candle
Large, Medium



Elements Fire Candle
Large, Medium



Elements Giftset



Materialism Giftset



Eclectic London Body Wash 200ml
Also in Orientalist and Royalty



Eclectic London Body Wash 500ml
Also in Orientalist and Royalty



Eclectic London Body Balm 500ml
Also in Orientalist and Royalty



Eclectic London Hand Balm 75ml
Also in Orientalist and Royalty



Eclectic London Hand Balm 150ml
Also in Orientalist and Royalty



Bump Tall Glasses x2



Bump Tea Cups Set x2



Bump Teapot



Bump Cone Vase



Eclectic London Body Duo 500ml
Also in Orientalist and Royalty



Eclectic London Hand Wash 500ml
Also in Orientalist and Royalty



Eclectic London Hand Balm 500ml
Also in Orientalist and Royalty



Eclectic London Bath & Shower Oil 180ml
Also in Orientalist and Royalty



Bump Vase Short



Bump Vase Tall



Etch Clipper
Bob, Poly



Form Bowl Set
Small, Large



Eclectic London
Washing Up Liquid



Brew Biscuit Tin Stainless Steel
Also in Copper



Brew Cafetiere Stainless Steel
Also in Copper



Brew Coffee Caddy Stainless Steel
Also in Copper



Form Tray Brass



Form Tea Pot Large
Also in Mini



Form Milk Jug Brass



Form Sugar Bowl and Spoon Brass



Brew Coffee Scoop Stainless Steel
Also in Copper



Brew Espresso Cups x4 Stainless Steel
Also in Copper and Black



Brew Milk Pan Stainless Steel
Also in Copper and Black



Brew Kettle and Filter Set



Form Tea Caddy Brass



Form Jug Stainless Steel



Form Milk Jug Stainless Steel



Form Sugar Bowl and Spoon
Stainless Steel



Brew Stove Top Stainless Steel
Also in Copper



Brew Tray Stainless Steel
Also in Copper



Bump Jug



Bump Short Glasses x2



Form Tea Caddy Stainless Steel



Form Teapot Stainless Steel



Form Tray Stainless Steel



Plum Ice Bucket



Plum Shaker



Plum Tongs



Plum Martini Glass



Plum Moscow Mule



Plum Wine Cooler



Plum Tray



Rock Serving Board Oblong



Rock Serving Board Long



Rock Serving Board Round



Rock Candleholder Large



Rock Candleholder Medium



Rock Tealights



Rock Weight



Stone Pestle and Mortar



Stone Spice Grinder



Stone Serve Board



Stone Chopping Board



Tank Vase Stem



Tank Vase Medium



Tank Low Ball
Also in Black



Tank High Ball
Also in Black



Tank Champagne Glass
Also in Black



Tank Beer Glass
Also in Black



Tank Jug
Also in Black



Tank Wine Glasses
Also in Black



Tank Whiskey Decanter
Also in Black



Tank Whiskey Glasses
Also in Black



Tank Decanter



Bash Vessel
Large, Small



Bash Vessel Mini



Bash Tall



Bash Wide



Bash Tray



Bash Platter



Beat Vessel Tall



Beat Vessel Drop



Beat Vessel Top



Block Vessel



Block Jug



Block Bowl



Black Vase



Bone Bowl Small



Bone Bowl Large, Extra Large



Carved Stem Vases Black x2



Swirl Stepped Candleholder



Swirl Small Cone Hook



Swirl Large Cone Hook



Swirl Medium Dumbbell Hook



Carved Stem Vases White x2



Carved Vase Small White



Carved Vase Small Black



Carved Bowl White



Swirl Large Dumbbell Hook



Tool Bookmark Hand, Quill, Dandelion



Cube Stapler



Cube Pen



Carved Bowl Black



Carved Vase Tall



Carved Vase Medium Black



Spin Candelabra Mini



Cube Tape Dispenser



Spin Candelabra



Spun Champagne Stand



Swirl Bookends



Swirl Black and White Candelabra



Swirl Multi Candelabra



Swirl Vase



Swirl Cone Candleholder



Swirl Dumbbell Candleholder

ENQUIRIES

UK, EU, REST OF WORLD
sales@tomdixon.net
T +44 (0)20 3848 6100

USA
united_states@tomdixon.net
T +1 212 228 7337

ASIA
asia@tomdixon.net
T +852 3153 2229

TOM DIXON SHOPS
tomdixon.net/storelocator


PRESS ENQUIRIES
tomdixon.net/press

PHOTOGRAPHY
peerlindgreen.com

tomdixon.net

Copyright 2019
Design Research Limited





tomdixon.net