


Flexform Indoor & Outdoor Collection 2022

Flexform 2022

4 / Indoor Collection

160 / Outdoor Collection



Indoor Collection 2022

La nuova collezione di Flexform segna un ulteriore passo in avanti nell'infaticabile ricerca della bellezza nella normalità, dell'elaborazione di un codice estetico formalmente elegante ma scevro da compiacimenti o da ammiccamenti alle tendenze passeggere.

Una coerenza progettuale che ha sempre contraddistinto l'operato dell'azienda, la cui vocazione primaria resta quella di realizzare arredi dal gusto essenziale e tuttavia ricercati, che aspirano a divenire l'espressione di una nuova classicità o più semplicemente degli oggetti comodi e rassicuranti che ci accompagnino nella normalità della vita quotidiana, con confort, naturalezza e buon gusto. Arredi che riflettono il senso della realtà, che si fanno interpreti dei mutamenti negli stili di vita, che rivelano forme accoglienti e restituiscono agli oggetti di uso comune – divani, poltrone, tavoli, sedie, contenitori – la loro funzione primaria di praticità di utilizzo non priva di una sua naturale e misurata eleganza.

The new Flexform collection marks another step ahead in the unremitting quest for beauty in the everyday, in developing a formal aesthetic signature that is free of ostentation or allusions to fleeting trends.

Design consistency has long been a signature trait of the company, whose paramount focus is unchanged: to produce furnishings with a minimalist and yet sophisticated essence that aim to become the expression of a new classicism or, more simply put, cozy, reassuring objects that accompany us in the normal activities of our daily lives, with comfort, spontaneity and good taste.

Furnishings that reflect a sense of reality, that become interpreters of changing lifestyles, that are endowed with inviting shapes and restore to everyday objects – sofas, armchairs, tables, chairs, cabinets – their primary function of practical use while maintaining a natural, discreet elegance.

Index indoor

AMBROEUS



34

PARKER



50

PERRY



8

BERRY



154

ELISEO



60

PARKER



46

SUSANNE



130

SVEVA LIGHT



148

ALMA



72

DORIS



82

ELISEO



60

HAIKU



140

SUSANNE



130

ACADEMY



88

BOMA



122

DESCO



100

ACADEMY



88

DESCO



100

EARL



110

Perry

Antonio Citterio



SOFAS
SECTIONAL SOFAS
OTTOMANS

Costituito da rigorosi elementi imbottiti variamente aggregabili tra loro, il sistema di sedute Perry introduce un nuovo modo di progettare lo spazio living, con composizioni originali e moduli la cui forma irregolare consente di interrompere la linearità delle configurazioni imprimendo loro un andamento più dinamico ed un aspetto più informale.

Volumi morbidi e generosamente imbottiti in piuma d'oca, proporzioni calibrate, raffinati dettagli di confezione come il profilo in gros grain o ecopelle che disegna la silhouette degli elementi imbottiti, costituiscono i tratti distintivi di un progetto dal carattere non convenzionale.

Un altro dettaglio fortemente caratterizzante è costituito dalla possibilità di sostituire il tradizionale bracciolo imbottito con un elegante quanto funzionale elemento contenitore in cuoio, dotato di un pratico vano nel quale riporre plaid, riviste e libri.

La varietà dei moduli a disposizione – elementi di seduta lineari, angolari, irregolari, pouf, chaise longue, elementi contenitori – consente di elaborare un elevato numero di composizioni: dalle versioni lineari con dimensioni più contenute e tradizionali fino a soluzioni più ampie ed articolate, pensate per un animare un paesaggio domestico di gusto spiccatamente contemporaneo.

Composed of understated upholstered pieces that can be combined in different ways, the modular Perry seating system heralds a new way of designing living spaces.

Creating original arrangements, using modules whose irregular shape makes it possible to break up straight-line configurations, lending them a more dynamic flow and a more casual look.

Soft shapes, generously padded in goose down, calibrated proportions, sophisticated tailoring details, like the grosgrain or eco-leather piping that outlines the silhouette of the upholstered pieces, are some of the distinctive features of this unconventional design.

Another differentiating detail is the option to replace the traditional upholstered armrest with an elegant and equally functional cowhide-clad container element with a handy compartment for storing throws, magazines and books.

The variety of modules available – stand-alone, L-shaped and asymmetrical seating elements, ottomans, chaise longues, storage elements – allows for the creation of a great number of arrangements, from traditional stand-alone versions with scaled-down size, to larger, more complex solutions, designed to enliven a distinctly contemporary domestic landscape.



Perry
Antonio Citterio





Perry
Antonio Citterio





Perry
Antonio Citterio





Perry
Antonio Citterio





Perry
Antonio Citterio





Perry
Antonio Citterio





Perry
Antonio Citterio







Perry
Antonio Citterio



Perry
Antonio Citterio





Perry Data Sheet

Antonio Citterio

Struttura

in legno massello con imbottitura in poliuretano espanso a densità variabile rivestito in tessuto protettivo accoppiato e strato esterno in piuma d'oca sterilizzata (certificata Assopiuma, etichetta Oro)

Bracciolo portariviste

in metallo rivestito in cuoio nei colori: bianco 5007, sabbia 5001, oliva 5006, tabacco 5015, rosso bulgaro 5008, testa di moro 5004, testa di moro scuro 5013, grigio 5003, nero 5005, scamosciato moro 6004, scamosciato nero 6005, scamosciato oliva 6003, scamosciato sabbia 6001. Base in metallo verniciato a forno con polveri epossidiche di colore antracite lucido. Appoggio a terra su piedi in materiale termoplastico

Cuscini optional

in piuma d'oca sterilizzata (certificata Assopiuma, etichetta Oro), a richiesta con supplemento di prezzo

Base divano e bracciolo

in metallo verniciato a forno con polveri epossidiche di colore antracite lucido. Appoggio a terra su piedi in materiale termoplastico

Rivestimento

sfoderabile sia nella versione in tessuto che nella versione in pelle

Profilo rivestimento

la confezione prevede un profilo in gros grain che può essere realizzato in tutti i colori della cartella campioni, anche nella finitura in eco-pelle

Structure

in solid wood with variable density polyurethane foam padding enveloped in protective laminated fabric and an external layer of sterilized goose down (Assopiuma certified, Gold label)

Magazine-holder armrest

in metal, clad in cowhide in these colors: white 5007, sand 5001, olive 5006, tobacco 5015, Bulgarian red 5008, dark brown 5004, extra dark brown 5013, grey 5003, black 5005, dark brown suede 6004, black suede 6005, olive suede 6003, sand suede 6001. Base in epoxy powder-coated metal, glossy anthracite color. Sits on feet made of thermoplastic material

Optional cushions

in sterilized goose down (Assopiuma certified, Gold label); optional cushions are upon request with upcharge

Sofa and armrest base

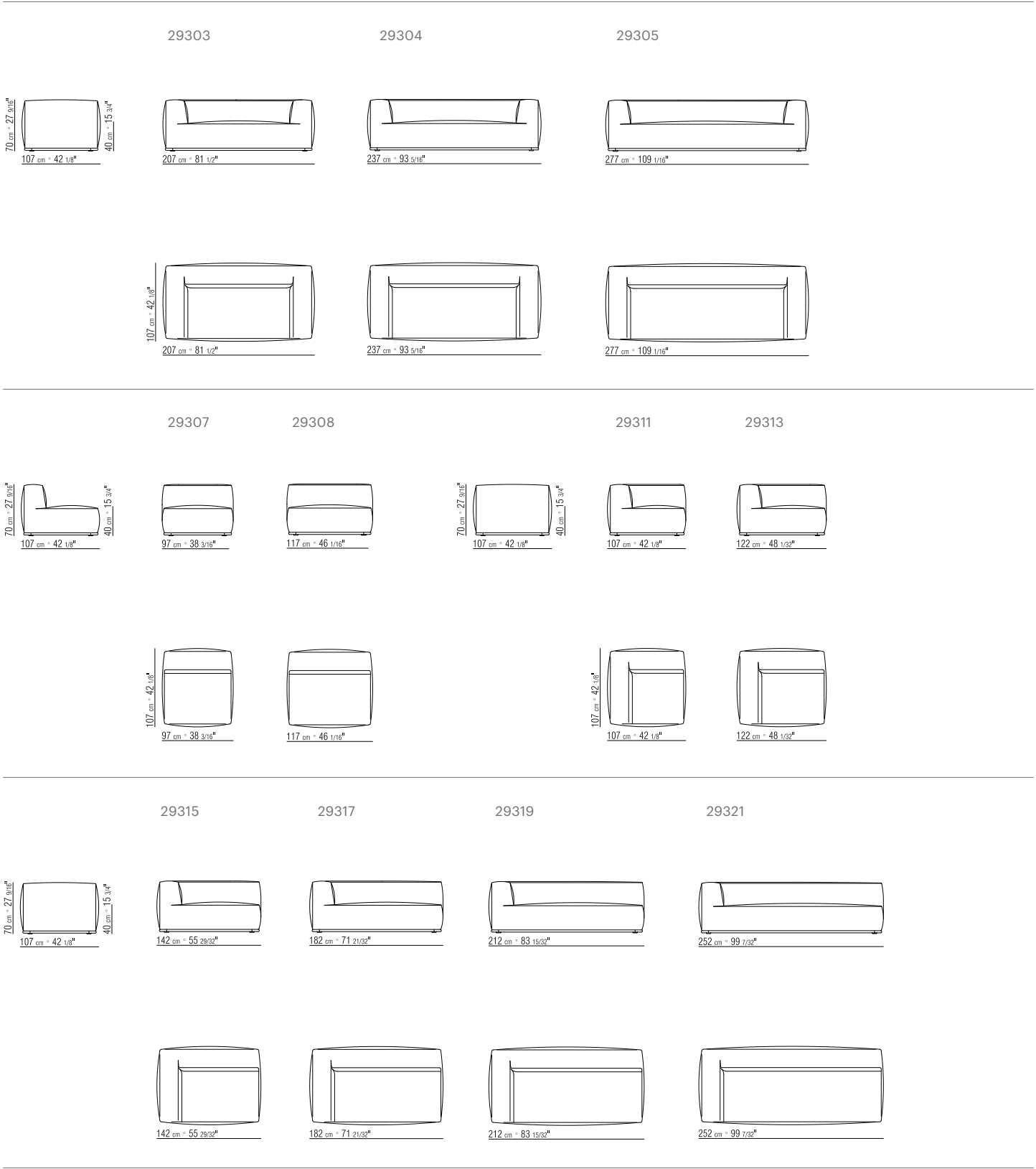
in epoxy powder-coated metal, glossy anthracite color. Sits on feet made of thermoplastic material

Upholstery

is removable in both the fabric and leather versions

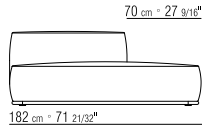
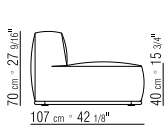
Upholstery piping

upholstery detailing includes grosgrain piping that can be crafted in all the colors on the sample board, including in eco-leather

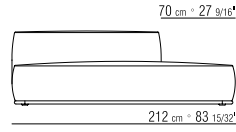


Perry
Antonio Citterio

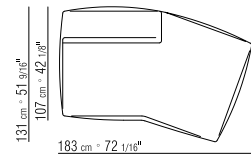
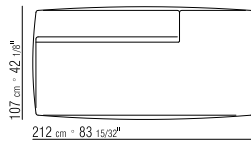
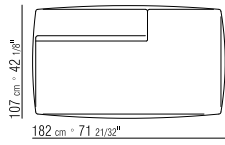
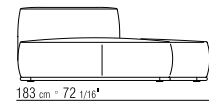
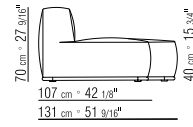
29341



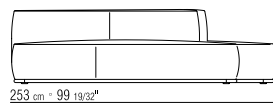
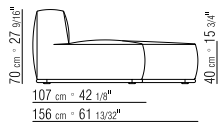
29343



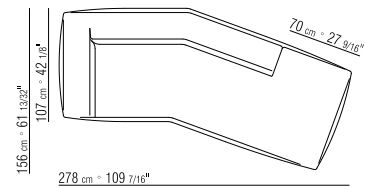
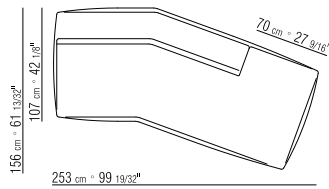
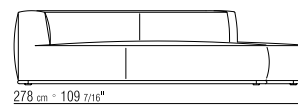
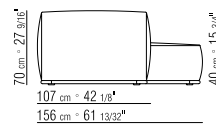
29345



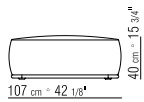
29347



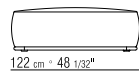
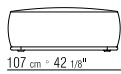
29349



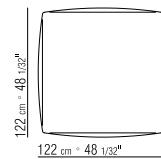
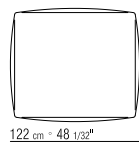
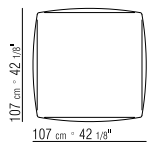
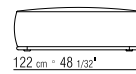
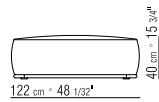
29350



29351



29352



29377

29379

54 cm = 21 1/4"



41 cm = 16 5/32"
44 cm = 17 5/16"



102 cm = 40 5/32"
107 cm = 42 1/8"



117 cm = 46 1/16"
122 cm = 48 1/32"

44 cm = 17 5/16"
41 cm = 16 5/32"



102 cm = 40 5/32"
107 cm = 42 1/8"



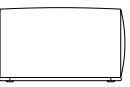
117 cm = 46 1/16"
122 cm = 48 1/32"

293A3

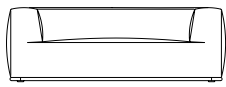
293A4

293A5

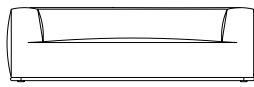
70 cm = 27 9/16"



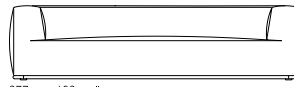
122 cm = 48 1/32"
40 cm = 15 3/4"



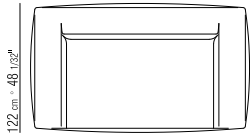
207 cm = 81 1/2"



237 cm = 93 5/16"




277 cm = 109 1/16"

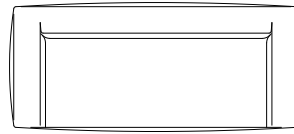


122 cm = 48 1/32"

207 cm = 81 1/2"



237 cm = 93 5/16"

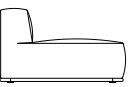


277 cm = 109 1/16"

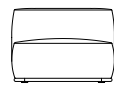
293A7

293A8

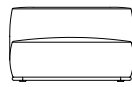
70 cm = 27 9/16"




122 cm = 48 1/32"
40 cm = 15 3/4"



97 cm = 38 3/16"




117 cm = 46 1/16"



122 cm = 48 1/32"

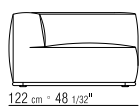
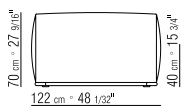
97 cm = 38 3/16"



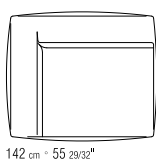
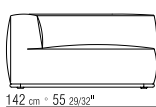
117 cm = 46 1/16"

Perry
Antonio Citterio

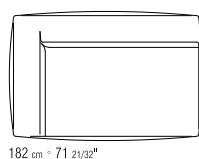
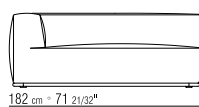
293B3



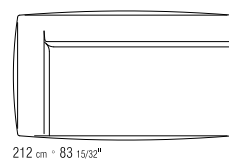
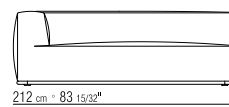
293B5



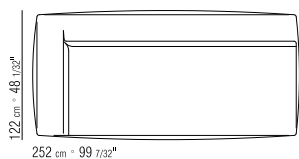
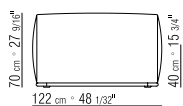
293B7



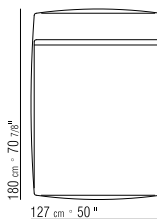
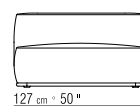
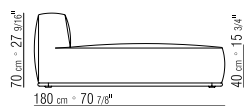
293B9



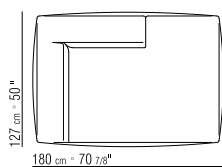
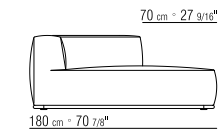
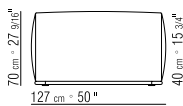
293C1



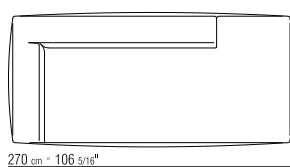
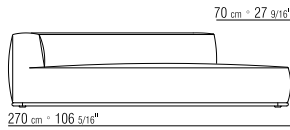
293D1



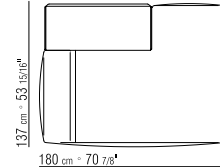
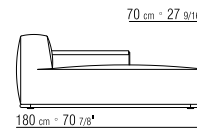
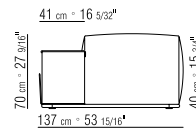
293D3

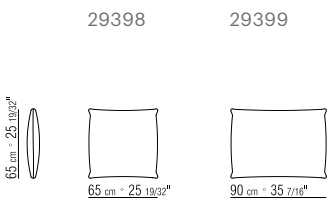
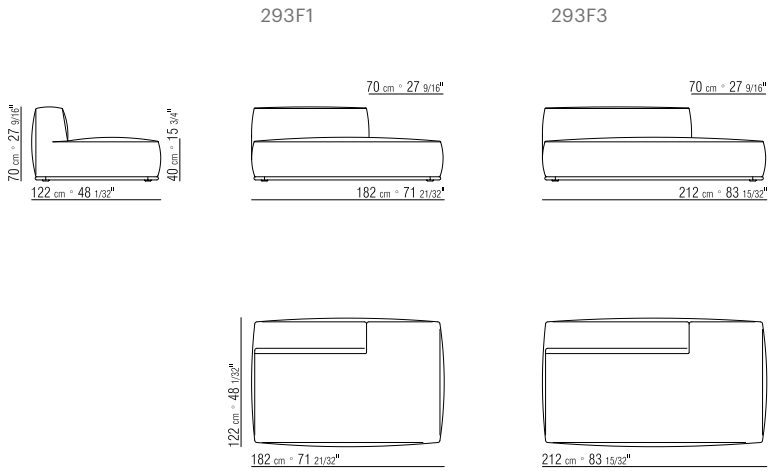


293D9



293D5





Ambroeus

Antonio Citterio



SOFAS
SECTIONAL SOFAS
OTTOMANS

Un divano dallo stile borghese, perfetta sintesi di eleganza, confort e di quel saper fare artigiano più che mai attuale e fiore all'occhiello della produzione Flexform.

Il divano Ambroeus trasmette immediatamente un'immagine di impareggiabile accoglienza grazie alle imbottiture particolarmente ricche e morbide, avvolgenti come quelle di soffici guanciali.

Presenta un singolare contrasto tra la leggerezza della struttura in metallo proposta in una varietà di finiture e gli ampi cuscini di seduta e schienale generosamente imbottiti in piuma d'oca che appoggiano su una base rivestita in cuoio.

Elemento distintivo del progetto è il raffinato bracciolo in metallo rivestito in pelle che termina in piedi d'appoggio a terra dal fine disegno. I rivestimenti dei cuscini sono rifiniti da un'elegante piega, una lavorazione complessa riconducibile alla sartorialità insita nel know-how Flexform.

Il divano Ambroeus è disponibile nelle versioni lineare a due e tre posti e in una serie di composizioni variamente articolate.

A traditional-style sofa, the embodiment of elegance, comfort and the kind of consummate artisan craftsmanship, more relevant now than ever, that Flexform products are known for.

The Ambroeus sofa conveys an immediate image of unparalleled welcoming warmth, thanks to the especially sumptuous padding, enveloping and fluffy as pillows.

It expresses the extraordinary visual contrast between the lightness of the metal structure, available in a variety of finishes, and the ample seat and backrest cushions, generously padded in goose down, set against the cowhide-clad base.

The sophisticated leather-upholstered metal armrest that ends in expertly designed feet is a distinctive design feature.

An elegant fold embellishes the cushion upholstery, an intricate craftsmanship detail that shows Flexform's innate tailoring expertise.

The Ambroeus sofa is available in two- and three-seat stand-alone versions and in a series of differently arranged configurations.



Ambroeus
Antonio Citterio





Ambroeus
Antonio Citterio







Ambroeus
Antonio Citterio



Ambroeus
Antonio Citterio





Ambroeus
Antonio Citterio





Ambroeus Data Sheet

Antonio Citterio

Telaio

in metallo rivestito in cuoio nei colori: bianco 5007, grigio 5003, testa di moro 5004, testa di moro scuro 5013, nero 5005, oliva 5006, rosso bulgaro 5008, sabbia 5001, tabacco 5015 con supporto di cinghie elastiche color antracite

Schienale

in metallo con imbottitura in poliuretano stampato rivestito in piuma d'oca sterilizzata (certificata Assopiuma, etichetta Oro)

Bracciolo

in metallo nelle finiture satinato, cromato, brunito, cromo nero e antracite lucido. Rivestito in pelle con cucitura realizzata a mano nello stesso colore del telaio in cuoio

Cuscini seduta

in piuma d'oca sterilizzata (certificata Assopiuma, etichetta Oro) con inserto in materiale indeformabile a densità variabile

Cuscini schienale

in piuma d'oca sterilizzata (certificata Assopiuma, etichetta Oro)

Cuscino bracciolo

in piuma d'oca sterilizzata (certificata Assopiuma, etichetta Oro) con inserto in materiale indeformabile

Cuscini optional

in piuma d'oca sterilizzata (certificata Assopiuma, etichetta Oro), a richiesta con supplemento di prezzo

Piedi

in metallo nelle finiture satinato, cromato, brunito, cromo nero, antracite lucido. Appoggio a terra su puntali in materiale termoplastico

Rivestimento

sfoderabile sia nella versione in tessuto che nella versione in pelle

Frame

in metal, clad in cowhide in these colors: white 5007, grey 5003, dark brown 5004, extra dark brown 5013, black 5005, olive 5006, Bulgarian red 5008, sand 5001, tobacco 5015, with support in anthracite color elastic webbing

Backrest

in metal, with molded polyurethane padding covered in sterilized goose down (Assopiuma certified, Gold label)

Armrest

in metal, with satin, chrome, burnished, black chrome, glossy anthracite color. Upholstered in hand-stitched leather in the same color as the cowhide clad metal frame

Seat cushions

in sterilized goose down (Assopiuma certified, Gold label) with insert in crushproof variable density material

Backrest cushions

in sterilized goose down (Assopiuma certified, Gold label)

Armrest cushion

in sterilized goose down (Assopiuma certified, Gold label) with insert in crushproof material

Optional cushions

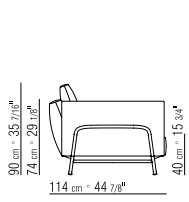
in sterilized goose down (Assopiuma certified, Gold label); optional cushions are upon request with upcharge

Feet

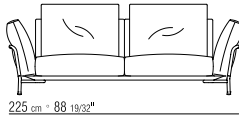
in metal, with satin, chrome, burnished, black chrome, glossy anthracite. Feet rest on tips made of thermoplastic material

Upholstery

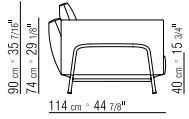

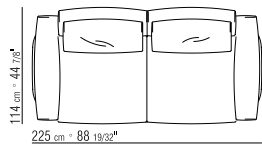
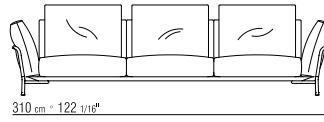
is removable in both the fabric and leather versions



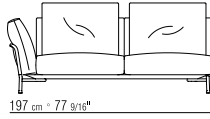
29403



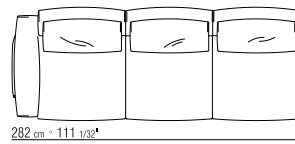
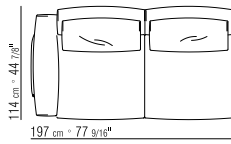
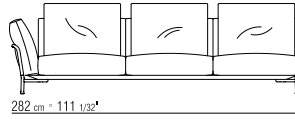
29405



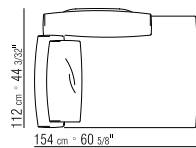
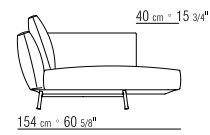
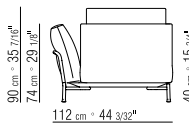
29413



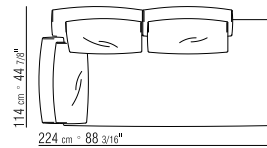
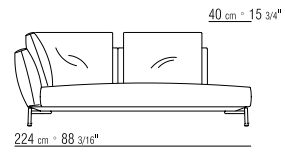
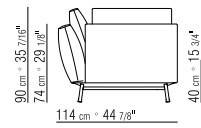
29417



29423

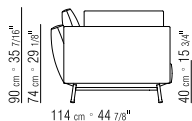


29427

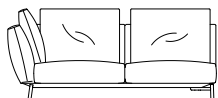


Ambroeus
Antonio Citterio

29433

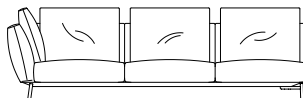


114 cm • 44 7/8\"/>

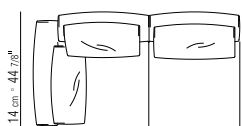


197 cm • 77 9/16\"/>

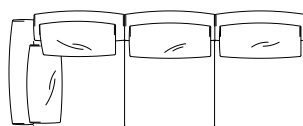
29437



282 cm • 111 1/32\"/>

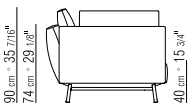


197 cm • 77 9/16\"/>

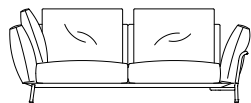


282 cm • 111 1/32\"/>

29443

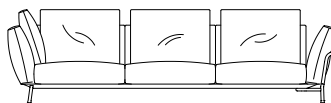


114 cm • 44 7/8\"/>



225 cm • 88 19/32\"/>

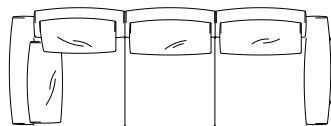
29447



310 cm • 122 1/16\"/>



225 cm • 88 19/32\"/>

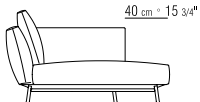


310 cm • 122 1/16\"/>

29463



112 cm • 44 3/32\"/>



154 cm • 60 5/8\"/>

29498

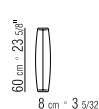


6 cm • 2 3/8\"/>



63 cm • 24 13/16\"/>

29499



8 cm • 3 1/32\"/>



80 cm • 31 1/2\"/>




154 cm • 60 5/8\"/>



Parker

Antonio Citterio



SOFAS
SECTIONAL SOFAS
ARMCHAIRS
OTTOMANS

Con il divano Parker, Antonio Citterio e Flexform continuano nella loro rivisitazione di arredi chiaramente ispirati dalla tradizione.

Si tratta di oggetti pensati e disegnati con una sensibilità squisitamente contemporanea che provocano un meccanismo di "riconoscibilità" immediato.

Oggetti le cui forme, materiali ed estetica risultano appartenerci e fare appello a quella cultura visiva della quale siamo depositari e che ci consente di apprezzare istintivamente un oggetto nuovo per ciò che richiama alla nostra memoria.

La struttura del divano Parker è in legno massello tornito e rifinito a mano, così come è interamente realizzato a mano il fine intreccio che caratterizza lo schienale e i braccioli. Il cuscino di seduta è unico mentre ampi e generosamente imbottiti sono i cuscini appoggiati allo schienale disponibile nelle versioni con intreccio in corda oppure in cuoio.

La famiglia Parker comprende divani a due e tre posti, un pouf ed un elemento con schienale ed un solo bracciolo che consente di realizzare configurazioni particolari.

With the Parker sofa, Antonio Citterio and Flexform continue to reinterpret furnishings that are clearly inspired by tradition.

These are objects conceptualized and designed with exquisite contemporary sensibility that elicit an immediate sensation of "recognizability".

Objects whose shapes, materials and beauty are part of us and summon that visual culture of which we are the keepers. They allow us to instinctively appreciate a new object for the images it recalls to our memory.

The structure of the Parker sofa is made of solid turned and hand-finished wood. The finely woven material featured on the backrest and armrests is also entirely hand-made. It has a single seat cushion and large, generously padded loose cushions that lean against the backrest, which comes in versions clad in woven cord or in cowhide.

The Parker family includes two- and three-seat sofas, an ottoman and an element with a backrest and just one armrest that allows the creation of unique arrangements.



Parker
Antonio Citterio







Parker
Antonio Citterio



Parker
Antonio Citterio





Parker Data Sheet

Antonio Citterio

Struttura

in legno massello di noce canaletto nelle finiture naturale, tinto extra, tinto caffè o di frassino nelle finiture naturale, tinto noce, tinto ciliegio, tinto teak, tinto caffè, tinto wengé, tinto ebano, tinto marrone con telaio in ferro verniciato a forno con polveri epossidiche e supporto di cinghie elastiche color antracite

Intreccio fatto a mano

in paglia di fiume ritorta;
o in cordoncino di cuoio intrecciato nei colori: nero, testa di moro, tabacco, naturale, oliva, grigio, rosso bulgaro

Cuscini seduta

in fibra di poliestere con inserto in materiale indeformabile a densità variabile

Cuscini schienale

in fibra di poliestere

Cuscini optional

in fibra di poliestere.
Su richiesta con supplemento di prezzo

Cuscini optional pouf

in fibra di poliestere con rullo di supporto in poliuretano espanso.
Su richiesta con supplemento di prezzo

Piedi

in zama pressofusa nelle finiture satinato, cromato, brunito, cromo nero, antracite lucido. Appoggio a terra su puntali in materiale termoplastico

Rivestimento

sfoderabile sia nella versione in tessuto che nella versione in pelle

Profilo rivestimento

la confezione prevede un profilo in gros grain che può essere realizzato in tutti i colori della cartella campioni

Structure

in solid canaletto walnut with natural finish or stained walnut extra or coffee; or in solid ash with natural finish or stained walnut, cherry, teak, coffee, wenge, ebony or brown, and metal frame with epoxy powder-coat finish, with support in anthracite color elastic webbing

Hand-woven cord

in twisted paper rush; or, in woven cowhide cord in these colors: black, dark brown, tobacco, natural, olive, grey, Bulgarian red

Seat cushions

in polyester fiber with insert in crushproof variable-density material

Backrest cushions

in polyester fiber

Optional cushions

in polyester fiber. Upon request, with upcharge

Ottoman optional cushion

in polyester fiber with polyurethane foam support bolster. Upon request, with upcharge

Feet

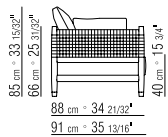
in die-cast Zama in these finishes: satin, chrome, burnished, black chrome, glossy anthracite. Feet rest on tips made of thermoplastic material

Upholstery

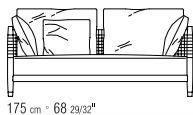
is removable in both the fabric and leather versions

Upholstery piping

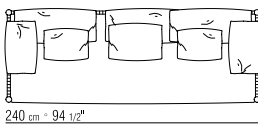
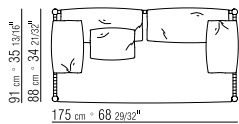
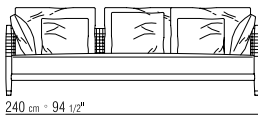
tailored detailing includes grosgrain piping that can be crafted in all the colors on the sample board



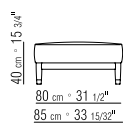
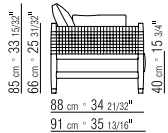
29503/29506
29513/29516



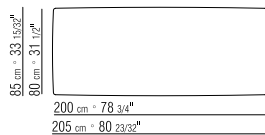
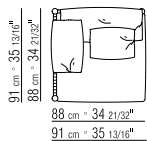
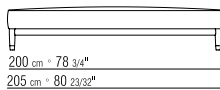
29504/29507
29514/29517



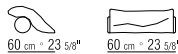
29521/29522
29523/29524



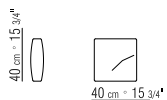
29555/29556
29557/29558



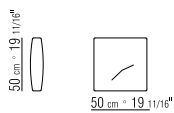
29596



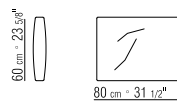
29597



29598



29599



Eliseo

Antonio Citterio



ARMCHAIRS
OTTOMANS
DINING ARMCHAIRS
DINING CHAIRS
BAR STOOLS

“E” come eleganza, quel tipo di eleganza formale proprio dell’identità Flexform, che da sempre obbedisce ad un codice estetico improntato a senso della misura, alla cura dei dettagli e alla sobrietà del progetto.

“E” come ergonomia: le linee avvolgenti e le morbide imbottiture della famiglia di sedute Eliseo coniugano mirabilmente forma e funzione e garantiscono un elevato livello di confort, come nella migliore tradizione Flexform. La struttura è in poliuretano rigido accoppiato a poliuretano stampato, mentre il cuscino di seduta è in piuma d’oca con inserto in materiale indeformabile.

“E” come equilibrio delle proporzioni, che si mantiene inalterato in tutte le versioni proposte: la poltrona club, la bergère e la poltroncina da pranzo. La grande versatilità della poltrona Eliseo è sottolineata dalla possibilità di realizzarla con basamento in legno in una pluralità di finiture, così come con base in alluminio pressofuso, dotata di meccanismo girevole continuo, che conferisce alla seduta un carattere dinamico e ne favorisce l’interazione con lo spazio circostante.

“E” as in elegance, the type of aesthetic elegance inherent to the Flexform identity, that has always adhered to an aesthetic language informed by a sense of restraint, attention to detail and to understated design.

“E” as in ergonomics: the enveloping lines and soft padding of the Eliseo family of seating pieces admirably combine form and function and ensure exceptional comfort, as in the best Flexform tradition.

The structure is made of rigid polyurethane bonded to molded polyurethane, while the seat cushion is in goose down with insert in crushproof material.

“E” as in evenly balanced proportions, which remain intact in all the versions offered – club armchair, wingback bergère and dining chair.

The incredible versatility of the Eliseo armchair is underscored by the option of having a wood base in a number of finishes, or a cast aluminum base, equipped with 360-degree swivel, that lends the armchair a dynamic air and facilitates interaction with the surrounding space.



Eliseo
Antonio Citterio







Eliseo
Antonio Citterio





Eliseo
Antonio Citterio



Eliseo
Antonio Citterio





Eliseo

Data Sheet

Antonio Citterio

Struttura

doppia scocca in poliuretano stampato rigido e poliuretano espanso flessibile

Cuscino seduta

in piuma d'oca sterilizzata (certificata Assopiuma, etichetta Oro) con inserto in materiale indeformabile a densità unica

Base girevole 4/5 razze poltrona/bergère

con meccanismo continuo in alluminio pressofuso nelle finiture satinato, cromato, brunito, cromo nero, antracite lucido

Base girevole 4 razze sedia

con meccanismo di ritorno in alluminio pressofuso nelle finiture satinato, cromato, brunito, cromo nero, antracite lucido

Piedi

in alluminio tornito nello stesso colore della base. Appoggio a terra su puntali in materiale termoplastico

Base fissa poltrona/bergère

in legno massello di noce canaletto nelle finiture naturale, tinto extra, tinto caffè; o in legno massello di frassino nelle finiture naturale, tinto noce, tinto ciliegio, tinto teak, tinto caffè, tinto wengé, tinto ebano, tinto marrone

Base fissa sedia

in legno massello di noce canaletto nelle finiture naturale, tinto extra, tinto caffè; o in legno massello di frassino nelle finiture naturale, tinto noce, tinto ciliegio, tinto teak, tinto caffè, tinto wengé, tinto ebano, tinto marrone

Piedi

appoggio a terra su puntali in materiale termoplastico

Rivestimento scocca

non sfoderabile

Rivestimento cuscino seduta

sfoderabile sia nella versione in tessuto che nella versione in pelle

Structure

double shell in rigid molded polyurethane and flexible polyurethane foam

Seat cushion

in sterilized goose down (Assopiuma certified, Gold label) with insert in crushproof, single-density material

Swivel base 4/5 spokes armchair/bergère

with 360-degree swivel, in cast aluminum in these finishes: satin, chrome, burnished, black chrome, glossy anthracite

Chair swivel base 4 spokes

with return, in cast aluminum in these finishes: satin, chrome, burnished, black chrome, glossy anthracite

Feet

in turned aluminum in the same color as the base. Feet rest on tips made of thermoplastic material

Stationary base armchair/bergère

in solid canaletto walnut with natural finish, or stained walnut extra or coffee; or, in solid ash with natural finish or stained walnut, cherry, teak, coffee, wenge, ebony or brown

Chair stationary base

in solid canaletto walnut with natural finish, or stained walnut extra or coffee; or, in solid ash with natural finish or stained walnut, cherry, teak, coffee, wenge, ebony or brown

Feet

rest on tips made of thermoplastic material

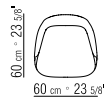
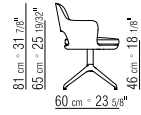
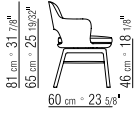
Shell

upholstery not removable

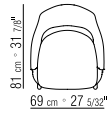
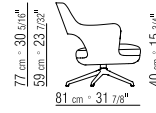
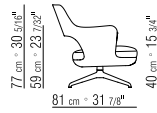
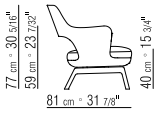
Seat cushion upholstery

is removable in both the fabric and leather versions

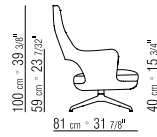
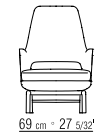
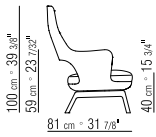
29611/29612



29621/29622



29631/29632



Alma

Antonio Citterio



DINING ARMCHAIRS
DINING CHAIRS
BAR STOOLS

Alma è una poltroncina dalla personalità spiccata, dalle proporzioni equilibrate e dalle linee avvolgenti, che ispirano immediatamente una sensazione di confort associata ad una grande eleganza formale.

Agile e leggera grazie alla base girevole in alluminio, la poltroncina Alma risponde all'esigenza sempre più diffusa di realizzare uno spazio "home office" all'interno delle abitazioni, ma è altrettanto perfetta in ambienti di lavoro quali uffici direzionali, sale riunioni o sale conferenze prestigiose.

La tecnica della pressofusione dell'alluminio viene impiegata nella realizzazione sia della base che della sinuosa scocca di seduta e schienale realizzata su disegno, così come le pratiche ruote pivotanti che consentono di spostare facilmente la poltroncina.

La poltroncina Alma è prevista nelle versioni fissa oppure con meccanismo girevole di ritorno automatico.

Alma is a small armchair with a distinct personality. Its balanced proportions and enveloping lines instantly inspire a feeling of comfort associated with great stylistic elegance.

Sleek and graceful, thanks to the aluminum swivel base, the Alma small armchair meets the increasingly widespread demand for a home office space, yet is equally at home in the workplace – in executive offices, meeting rooms or luxurious conference rooms. Both the base and the custom-designed sinuous seat and backrest shell are made of cast aluminum, as are the practical spinner casters that allow the small armchair to be moved easily.

The Alma small armchair comes in a stationary version or with swivel mechanism with automatic return.



Alma
Antonio Citterio





Alma
Antonio Citterio







Alma
Antonio Citterio



Alma

Data Sheet

Antonio Citterio

Struttura

stampata in materiale brevettato
con supporto interno di cinghie elastiche

Struttura sedile

in alluminio pressofuso nelle finiture satinato,
cromato, brunito, cromo nero,
antracite lucido, bianco 100

Base girevole poltroncina 5 razze

con ruote e meccanismo continuo
in alluminio pressofuso nelle finiture satinato,
cromato, brunito, cromo nero,
antracite lucido, bianco 100

Base girevole poltroncina 4 razze

e meccanismo di ritorno in alluminio
pressofuso nelle finiture satinato,
cromato, brunito, cromo nero,
antracite lucido, bianco 100

Ruota

realizzata su disegno; struttura disco
e ruota in alluminio pressofuso nella stessa
finitura della base con profilo in materiale
termoplastico di colore grigio

Base fissa

in metallo nelle finiture satinato, cromato,
brunito, cromo nero, antracite lucido,
bianco 100

Piedi

in alluminio tornito. Appoggio a terra
su puntali in materiale termoplastico

Rivestimento

non è sfoderabile

Structure

*molded in patented material with internal
elastic webbing support*

Seat structure

*in cast aluminum in these finishes:
satin, chrome, burnished, black chrome,
glossy anthracite, white 100*

Swivel base small armchair 5 spokes

*with casters and 360-degree swivel
in cast aluminum in these finishes:
satin, chrome, burnished, black chrome,
glossy anthracite, white 100*

Swivel base small armchair 4 spokes

*with return, in cast aluminum in these
finishes: satin, chrome, burnished,
black chrome, glossy anthracite, white 100*

Wheels

*custom-designed; disk structure
and wheels in cast aluminum in the same
finish as the base, edged in grey thermoplastic
material*

Stationary base

*in metal, with satin, chrome, burnished,
black chrome, glossy anthracite
or white 100 finish*

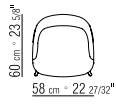
Feet

*in turned aluminum. Feet rest on tips made
of thermoplastic material*

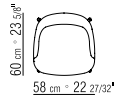
Upholstery

is not removable

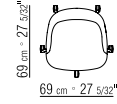
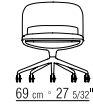
29811



29812



29813



Doris

Antonio Citterio



DINING ARMCHAIRS
DINING CHAIRS
BAR STOOLS

C'è tutto il mestiere dell'antica arte ebanista in questa sedia dall'apparenza semplice, quasi ordinaria e tuttavia ricca di dettagli grazie alla meticolosa esecuzione. Il progetto è ridotto all'essenziale: quattro gambe in massello di frassino tornito e rifinito a mano, un corpo unico a forma di mezzaluna che riunisce schienale e braccioli ed una seduta in corda intrecciata a mano.

La sedia Doris esalta tutte le qualità del legno massello: un materiale caldo e duttile, levigato e perciò morbido al tatto.

In una felice convergenza tra forma e funzione, l'estetica della sedia Doris si presenta ineccepibile in tutte le angolazioni, anche nella parte posteriore ed è dunque perfetta in combinazione con tutti i tavoli da pranzo della collezione Flexform.

This seemingly simple, almost ordinary-looking chair – yet rich in details, thanks to the meticulous workmanship – embodies all of the ancient art of cabinetmaking.

The design is stripped down to the bare bones: four legs in solid ash turned and finished by hand, a single half-moon shaped element that joins the backrest and armrests to a hand-woven cord seat.

The Doris chair elevates all the qualities of solid wood: a warm, flexible material, sanded until smooth to the touch.

In a fortuitous union between form and function, the beauty of the Doris chair is impeccable from every angle, even from the back, making it a perfect match for all the dining tables in the Flexform collection.





Doris
Antonio Citterio



Doris

Data Sheet

Antonio Citterio

Struttura

in legno massello tornito in frassino con poggiaschiena sagomato nelle finiture naturale, tinto noce, tinto ciliegio, tinto teak, tinto caffè, tinto wengé, tinto ebano, tinto marrone

Intreccio fatto a mano

in paglia di fiume ritorta

Piedi

in zama pressofusa nelle finiture satinato, cromato, brunito, cromo nero, antracite lucido. Appoggio a terra su puntali in materiale termoplastico

Structure

in solid turned ash with contoured backrest, in natural finish or stained walnut, cherry, teak, coffee, wenge, ebony or brown

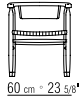
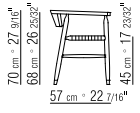
Hand-woven cord

in twisted paper rush

Feet

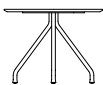
in die-cast Zama in these finishes: satin, chrome, burnished, black chrome, glossy anthracite. Feet rest on tips made of thermoplastic material

29911



Academy

Antonio Citterio



DINING TABLES
COFFEE AND SIDE TABLES
CONSOLES

Le linee essenziali che contraddistinguono la famiglia di tavoli Academy la collocano in perfetto equilibrio tra sobria eleganza e praticità d'uso, di facile collocazione negli ambienti più diversi.

La base del tavolo è l'elemento caratterizzante del progetto e rivela sinuose gambe sagomate in acciaio che sorreggono il piano, disponibile nelle varianti in essenza, laccato lucido in una gamma di colori raffinati e in diverse tipologie di marmo e ben si accordano alla varietà di finiture proposte per la base.

La famiglia di tavoli Academy è disponibile in una pluralità di forme e dimensioni e comprende anche una serie di tavolini in varie misure che possono essere abbinati a tutti i sistemi di seduta della collezione.

Thanks to the clean lines that distinguish the Academy family of tables, it is perfectly poised between restrained elegance and practicality of use, easily at home in the most diverse settings. The distinctive design feature of the table is its base, with its sinuous contoured stainless steel legs that support the top. Available in several types of wood, with glossy lacquer finish in an array of sophisticated colors, the top also can be had in several types of marble that coordinate well with the variety of finishes available for the base.

The Academy family of tables comes in a number of shapes and sizes and also includes a series of coffee tables in various sizes that can be paired with all the seating systems in the collection.



Academy
Antonio Citterio







Academy
Antonio Citterio



Academy
Antonio Citterio





Academy Data Sheet

Antonio Citterio

Struttura tavolo

in tubolare di acciaio inossidabile nelle finiture satinato, cromato, cromo nero, brunito, antracite lucido, bianco 100 o nella finitura laccato opaco nei colori sabbia 310, mattone 320, verde salvia 330, bianco 160, terracotta 625, verde foresta 635.

Struttura tavolino

in alluminio nelle finiture satinato, cromato, cromo nero, brunito, antracite lucido, bianco 100; o nella finitura laccato opaco nei colori sabbia 310, mattone 320, verde salvia 330, bianco 160, terracotta 625, verde foresta 635

Piano tavolo

in legno impiallacciato di noce canaletto nelle finiture naturale, tinto extra, tinto caffè; o legno impiallacciato di frassino nelle finiture naturale, tinto noce, tinto ciliegio, tinto teak, tinto caffè, tinto wengé, tinto ebano, tinto marrone; o laccato nei colori bianco, nero, lilla, verde pino, rosa salmone, grigio verde, moka, tortora, senape, zafferano, burgundy, ottanio, grigio blu, verde muschio e mattone; o in marmo nelle tipologie Calacatta Oro lucido, Calacatta Oro opaco, bianco Carrara lucido, nero Marquina lucido, Emperador lucido, Emperador opaco, Emperador Light, Marron Damasco lucido, Marron Damasco opaco, grigio Stardust lucido, grigio Stardust opaco. Articoli 2A183, 2A185, 2A188 non disponibili nella versione in marmo

Piano tavolino

in legno impiallacciato di noce canaletto nelle finiture naturale, tinto extra, tinto caffè; o legno impiallacciato di frassino nelle finiture naturale, tinto noce, tinto ciliegio, tinto teak, tinto caffè, tinto wengé, tinto ebano, tinto marrone; o in marmo nelle tipologie Calacatta Oro lucido, Calacatta Oro opaco, bianco Carrara lucido, nero Marquina lucido, Emperador lucido, Emperador opaco, Emperador Light, Marron Damasco lucido, Marron Damasco opaco, grigio Stardust lucido, grigio Stardust opaco

Piedi

appoggio a terra su puntali in materiale termoplastico

Table structure

in stainless steel in these finishes: satin, chrome, black chrome, burnished, glossy anthracite and white 100; or, with matt lacquer finish: sand 310, brick 320, sage green 330, white 160, terracotta 625, forest green 635.

Coffee table structure

in aluminum in these finishes: satin, chrome, black chrome, burnished, glossy anthracite and white 100; or, with matt lacquer finish: sand 310, brick 320, sage green 330, white 160, terracotta 625, forest green 635

Table top

in canaletto walnut veneer with natural finish or stained walnut extra or coffee; or, in ash veneer with natural finish or stained walnut, cherry, teak, coffee, wenge, ebony or brown; or, lacquered in these colors: white, black, lilac, pine green, salmon pink, grey green, mocha, dove grey, mustard, saffron, burgundy, teal, grey blue, moss green and brick; or, in these types of marble: polished Calacatta Gold, matt Calacatta Gold, polished white Carrara, polished nero Marquina, polished Emperador, matt Emperador, Emperador Light, polished Marron Damasco, matt Marron Damasco, polished grey Stardust, matt grey Stardust. Art. 2A183, 2A185, 2A188 not available with marble top

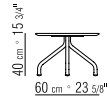
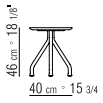
Coffee table top

in canaletto walnut veneer with natural finish or stained walnut extra or coffee; or, in ash veneer with natural finish or stained walnut, cherry, teak, coffee, wenge, ebony or brown; or, in these types of marble: polished Calacatta Gold, matt Calacatta Gold, polished white Carrara, polished nero Marquina, polished Emperador, matt Emperador, Emperador Light, polished Marron Damasco, matt Marron Damasco, polished grey Stardust, matt grey Stardust

Feet

rest on tips made of thermoplastic material

2A160



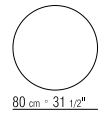
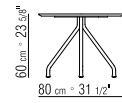
60 cm • 23 5/8"

2A164



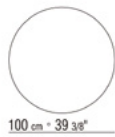
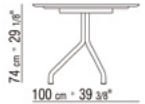
60 cm • 23 5/8"

2A165




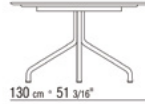
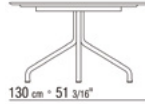
80 cm • 31 1/2"

2A180



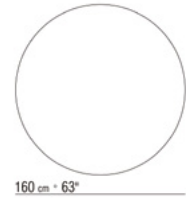
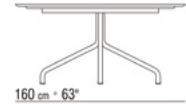
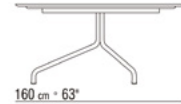
100 cm • 39 3/8"

2A181



130 cm • 51 3/16"


2A182




160 cm • 63"



Accommodates up to 3 chairs




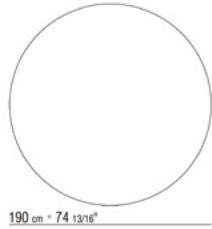
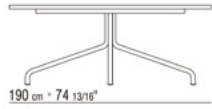
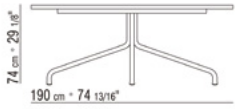
Accommodates up to 4 chairs



Accommodates up to 6 chairs


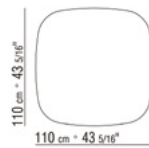
Academy
Antonio Citterio

2A183




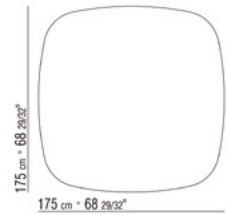
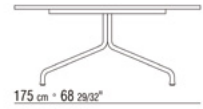
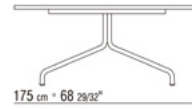
Accommodates up to 8 chairs

2A184




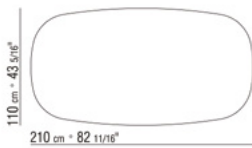
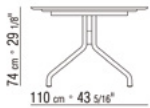
Accommodates up to 4 chairs

2A185



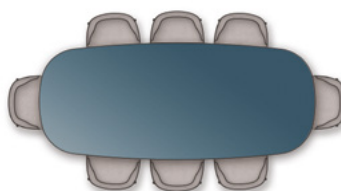
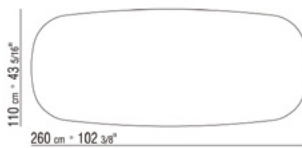
Accommodates up to 8 chairs

2A186





Accommodates up to 6 chairs

2A187



Accommodates up to 8 chairs

2A188



Accommodates up to 10 chairs



Desco

Antonio Citterio



DINING TABLES
COFFEE AND SIDE TABLES
CONSOLES

Solidità, tradizione reinterpretata e grande funzionalità sono i tratti distintivi della famiglia di tavoli Desco. Alla purezza del disegno e alla ricercatezza dei dettagli costruttivi, si accompagnano materiali e finiture di grande pregio che ben si accordano tra loro e conferiscono al tavolo Desco una misurata eleganza. La base del tavolo presenta gambe tornite in massello di noce canaletto o frassino tinto in una pluralità di finiture, mentre il piano è proposto nelle varianti in essenza, laccato lucido in un'ampia palette cromatica oppure in diverse tipologie di marmo. Un dettaglio che aggiunge valore al prodotto è costituito dalla parte terminale delle gambe rifinita da piedi in alluminio. La famiglia di tavoli Desco è disponibile in una pluralità di forme e dimensioni e comprende anche una serie di tavolini in varie misure che possono essere abbinati a tutti i sistemi di seduta della collezione.

Robust stability, tradition reinterpreted and remarkable functionality are the distinctive traits of the Desco family of tables. Exquisite materials and finishes go hand-in-hand with the purity of design and refinement of the constructive details that complement each other and lend the Desco table understated elegance.

The base of the table has turned legs in solid canaletto walnut or ash stained in a selection of finishes, while the top comes in various types of wood, with glossy lacquer finish, in an extensive palette of colors; or in various types of marble.

For a detail that adds value – the ends of the table legs are finished with aluminum tips.

The Desco family of tables comes in a number of shapes and sizes and also includes a series of coffee tables in various sizes that can be paired with all the seating systems in the collection.



Desco
Antonio Citterio







Desco
Antonio Citterio



Desco Data Sheet

Antonio Citterio

Struttura

in legno massello tornito di noce canaletto nelle finiture naturale, tinto extra, tinto caffè; o legno massello di frassino nelle finiture naturale, tinto noce, tinto ciliegio, tinto teak, tinto caffè, tinto wengé, tinto ebano, tinto marrone

Piano

in legno impiallacciato di noce canaletto nelle finiture naturale, tinto extra, tinto caffè; o legno impiallacciato di frassino nelle finiture naturale, tinto noce, tinto ciliegio, tinto teak, tinto caffè, tinto wengé, tinto ebano, tinto marrone; o laccato nei colori bianco, nero, lilla, verde pino, rosa salmone, grigio verde, moka, tortora, senape, zafferano, burgundy, ottanio, grigio blu, verde muschio e mattone; o in marmo nelle tipologie Calacatta Oro lucido, Calacatta Oro opaco, bianco Carrara lucido, nero Marquina lucido, Emperador lucido, Emperador opaco, Emperador Light, Marron Damasco lucido, Marron Damasco opaco, grigio Stardust lucido, grigio Stardust opaco. Articoli 2A283, 2A285, 2A288, 2A293, 2A295, 2A298 non disponibili nella versione in marmo

Piedi

in alluminio pressofuso nelle finiture satinato, cromato, brunito, cromo nero, antracite lucido. Appoggio a terra su puntali in materiale termoplastico

Structure

in solid turned canaletto walnut with natural finish, or stained walnut extra or coffee; or, in solid ash with natural finish or stained walnut, cherry, teak, coffee, wenge, ebony or brown

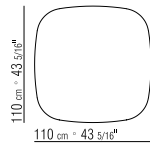
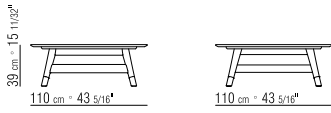
Top

in canaletto walnut veneer with natural finish or stained walnut extra or coffee; or, in ash veneer with natural finish or stained walnut, cherry, teak, coffee, wenge, ebony or brown; or, lacquered in these colors: white, black, lilac, pine green, salmon pink, grey green, mocha, dove grey, mustard, saffron, burgundy, teal, grey blue, moss green and brick; or, in these types of marble: polished Calacatta Gold, matt Calacatta Gold, polished white Carrara, polished nero Marquina, polished Emperador, matt Emperador, Emperador Light, polished Marron Damasco, matt Marron Damasco, polished grey Stardust, matt grey Stardust. Art. 2A283, 2A285, 2A288, 2A293, 2A295, 2A298 not available with marble top

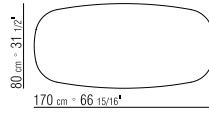
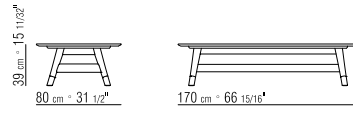
Feet

in cast aluminum in these finishes: satin, chrome, burnished, black chrome, glossy anthracite. Feet rest on tips made of thermoplastic material

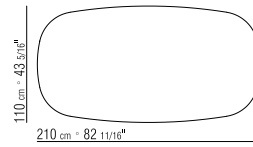
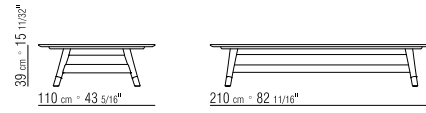
2A264/2A274



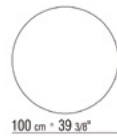
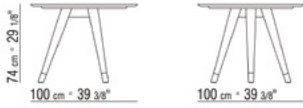
2A265/2A275



2A266/2A276

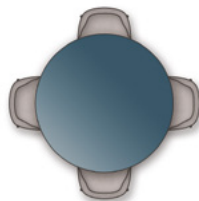

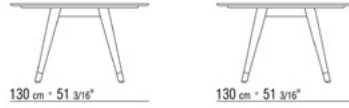


2A280/2A290




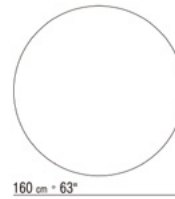
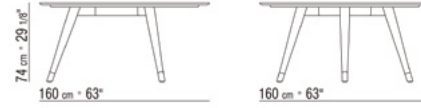
Accommodates up to 3 chairs

2A281/2A291



Accommodates up to 4 chairs

2A282/2A292




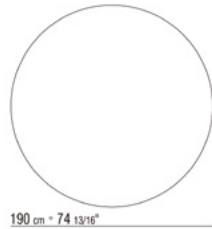
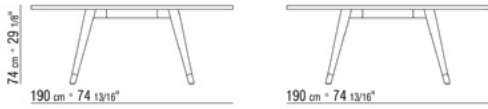
Accommodates up to 6 chairs



BARBARA & RENÉ STOLLITTE
Foreword by DAVID GILL


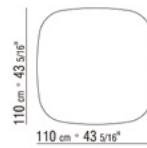
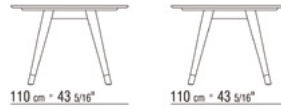
ART OF DISPLAY **CULTURE SH**
LONDON INTER

2A283/2A293




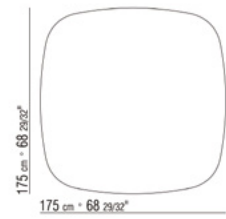
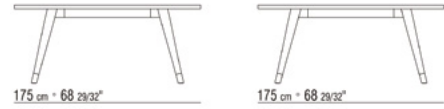
Accommodates up to 8 chairs

2A284/2A294




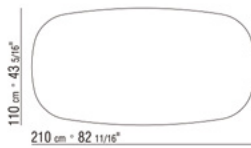
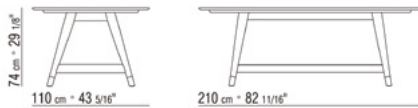
Accommodates up to 4 chairs

2A285/2A295



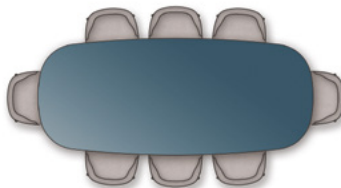
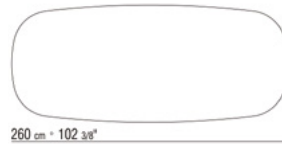

Accommodates up to 8 chairs

2A286/2A296





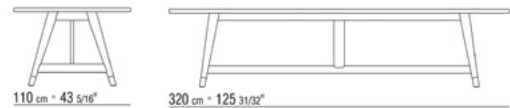
Accommodates up to 6 chairs

2A287/2A297



Accommodates up to 8 chairs

2A288/2A298



Accommodates up to 10 chairs

Earl

Antonio Citterio



BOOKSHELVES
CABINETS
ACCESSORIES

Pensata per arredare con gusto ed eleganza lo spazio living e l'area pranzo, la famiglia di contenitori Earl si compone di mobili bassi con cassetti ed un mobile alto con ante a battente, variamente attrezzati al loro interno.

Diversi nelle proporzioni e nelle destinazioni d'uso – mobile per TV, madia, cabinet – i contenitori Earl sono accomunati da linee sobrie ed essenziali, che non rispondono tuttavia ad un criterio di semplificazione bensì ad una sottile ricerca di equilibri e di soluzioni formali di grande raffinatezza.

Elemento distintivo della famiglia Earl è costituito dal particolare disegno del frontale del cassetto impiallacciato in essenze pregiate, che nella parte superiore presenta una curvatura che ricrea un originale effetto di cornice del piano, previsto nelle varianti in legno oppure impreziosito da un top in marmo, in varie tipologie.

Tutti i mobili della famiglia Earl presentano la medesima estetica anche nella parte posteriore, pertanto possono essere utilizzati anche per suddividere gli spazi all'interno del medesimo ambiente.

Designed to furnish the living room and dining room with tasteful elegance, the Earl family of containers includes low cabinets with drawers and a tall piece with hinged doors, all appointed differently inside.

Differing in their proportions and how they are used – TV console, cabinet, long console – the Earl storage units share unpretentious minimalist lines that do not, however, conform to a principle of simplification, but rather to a subtle quest for balance and highly sophisticated formal solutions.

Signature feature of the Earl family is the singular drawer-front design. Veneered in luxurious wood, it has a curved upper edge that seems to frame the top, available in different types of wood, or enhanced with a top in a selection of types of marble.

All of the pieces in the Earl family are the same on the front and back, so they can also be used as room dividers.



Earl
Antonio Citterio





Earl
Antonio Citterio







Earl
Antonio Citterio



Earl
Antonio Citterio





Earl

Data Sheet

Antonio Citterio

Struttura

in legno impiallacciato di frassino nelle finiture naturale, tinto noce, tinto ciliegio, tinto caffè, tinto wengé, tinto ebano, tinto marrone; o legno impiallacciato di teak nella finitura naturale. Piano, cassetti e ante sono nella stessa essenza della struttura

Attrezzatura interna

ripiani in vetro e cassetti nella stessa essenza della struttura. L'attrezzatura varia a seconda del modello scelto

Piedi

in alluminio pressofuso nelle finiture satinato, cromato, cromo nero, brunito, antracite lucido. Appoggio a terra su puntali in materiale termoplastico

Articoli 2A360, 2A362, 2A366, 2A368

possibilità di aggiungere piano in marmo nelle tipologie Calacatta Oro lucido, Calacatta Oro opaco, bianco Carrara lucido, nero Marquina lucido, Emperador lucido, Emperador opaco, Emperador Light, Marron Damasco lucido, Marron Damasco opaco, grigio Stardust lucido, grigio Stardust opaco.

A richiesta con supplemento di prezzo

Structure

in ash veneer with natural finish or stained walnut, cherry, coffee, wenge, ebony or brown; or, in teak veneer with natural finish. Top, drawers and doors are in the same wood as the structure

Interior components

glass shelves, drawers in the same wood as the structure.

The interior components change according to the model chosen

Feet

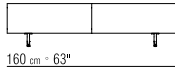
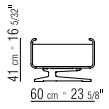
in cast aluminum in these finishes: satin, chrome, black chrome, burnished, glossy anthracite. Feet rest on tips made of thermoplastic material

Articles 2A360, 2A362, 2A366, 2A368

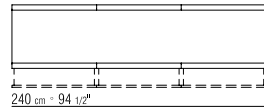
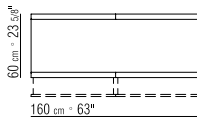
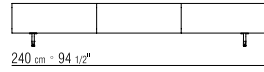
it is possible to add a marble top in these types: polished Calacatta Gold, matt Calacatta Gold, polished white Carrara, polished nero Marquina, polished Emperador, matt Emperador, Emperador Light, polished Marron Damasco, matt Marron Damasco, polished grey Stardust, matt grey Stardust.

Upon request with upcharge

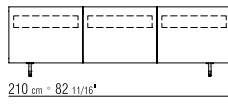
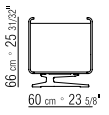
2A360



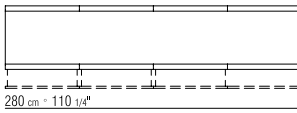
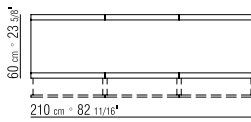
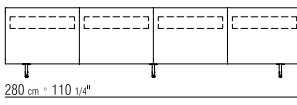
2A362



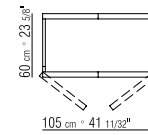
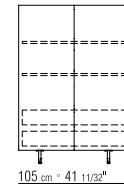
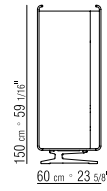
2A366



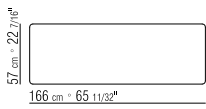
2A368



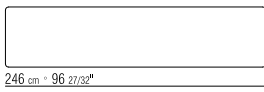
2A370



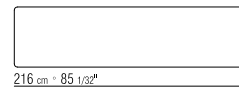
2A350




2A352



2A356



2A358



Boma

Roberto Lazzeroni



DINING TABLES

Il tavolo Boma trae ispirazione dalla "complessa semplicità" delle barche a vela, nella quali il legno era il materiale più frequentemente utilizzato e per le quali il maestro d'ascia era solito mettere tutta la sua abilità nella ricerca di dettagli costruttivi ineccepibili sia dal punto di vista della funzionalità che di quello dell'eleganza formale. Il piano è realizzato nelle versioni in legno e marmo e appoggia su una struttura in massello di noce canaletto o frassino a sezione ellittica. Le gambe si incrociano ruotando su una traversa e un tirante in acciaio conferisce stabilità al tavolo. Il risultato ottenuto è un tavolo solido, dalle proporzioni ben calibrate, di facile inserimento negli ambienti dagli stili più diversi.

The Boma table draws inspiration from the "intricate simplicity" of sailboats, in which wood was the most frequently used material. The chief carpenters typically poured all of their know-how into the sailing vessels' impeccable construction details, in terms of functionality and formal elegance.

The top is crafted in wood and marble versions and rests on a structure made of solid canaletto walnut or ash in elliptical section. The legs cross and rotate onto a crossbeam; a steel tensioning rod lends stability to the table. The result is a solid table with well-calibrated proportions, comfortably at home in settings with the most diverse styles.



Boma
Roberto Lazzeroni







Boma
Roberto Lazzeroni



Boma

Data Sheet

Roberto Lazzeroni

Struttura

in legno massello di noce canaletto nelle finiture naturale, tinto extra, tinto caffè; o legno massello di frassino nelle finiture naturale, tinto noce, tinto ciliegio, tinto teak, tinto caffè, tinto wengé, tinto ebano, tinto marrone. Tiranti e inserti in metallo nelle finiture satinato, cromato, brunito, cromo nero, antracite lucido

Piano

in legno impiallacciato di noce canaletto nelle finiture naturale, tinto extra, tinto caffè; o legno impiallacciato di frassino nelle finiture naturale, tinto noce, tinto ciliegio, tinto teak, tinto caffè, tinto wengé, tinto ebano, tinto marrone; o laccato nei colori bianco, nero, lilla, verde pino, rosa salmone, grigio verde, moka, tortora, senape, zafferano, burgundy, ottanio, grigio blu, verde muschio e mattone; o in marmo nelle tipologie Calacatta Oro lucido, Calacatta Oro opaco, bianco Carrara lucido, nero Marquina lucido, Emperador lucido, Emperador opaco, Emperador Light, Marron Damasco lucido, Marron Damasco opaco, grigio Stardust lucido, grigio Stardust opaco. Articoli 29785, 29795 non disponibili nella versione in marmo

Piedi

in zama pressofusa nelle finiture satinato, cromato, brunito, cromo nero, antracite lucido. Appoggio a terra su puntali in materiale termoplastico

Structure

in solid canaletto walnut with natural finish, or stained walnut extra or coffee; or, in solid ash with natural finish or stained walnut, cherry, teak, coffee, wenge, ebony or brown. Tensioning rods and screws in metal with satin, chrome, burnished, black chrome or glossy anthracite finish

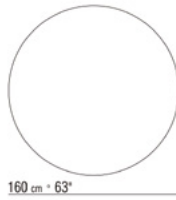
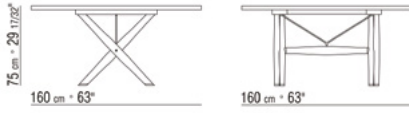
Top

in canaletto walnut veneer with natural finish or stained walnut extra or coffee; or, in ash veneer with natural finish or stained walnut, cherry, teak, coffee, wenge, ebony or brown; or, lacquered in these colors: white, black, lilac, pine green, salmon pink, grey green, mocha, dove grey, mustard, saffron, burgundy, teal, grey blue, moss green and brick; or, in these types of marble: polished Calacatta Gold, matt Calacatta Gold, polished white Carrara, polished nero Marquina, polished Emperador, matt Emperador, Emperador Light, polished Marron Damasco, matt Marron Damasco, polished grey Stardust, matt grey Stardust. Art. 29785, 29795 not available with marble top


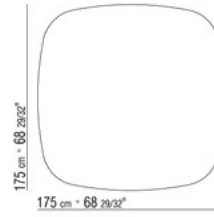
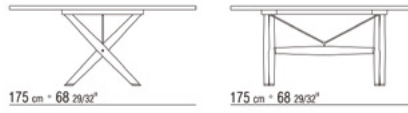
Feet

in die-cast Zama in these finishes: satin, chrome, burnished, black chrome, glossy anthracite. Feet rest on tips made of thermoplastic material

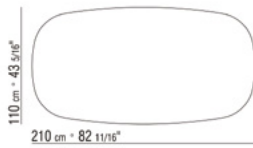
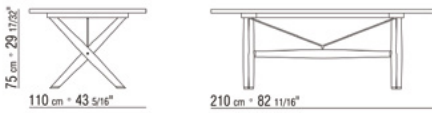
29782



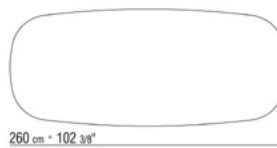
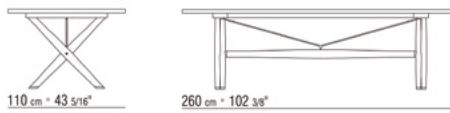
29785



29786



29787



Susanne

Roberto Lazzeroni



ARMCHAIRS
OTTOMANS
DINING ARMCHAIRS
DINING CHAIRS
BAR STOOLS

La poltroncina Susanne si ispira alle forme organiche che caratterizzavano alcune tra le sedute più in voga tra gli anni Cinquanta e gli anni Sessanta.

Se l'allure della poltroncina Susanne è deliziosamente retrò, la sua costruzione è decisamente contemporanea.

La seduta imbottita dalle forme arrotondate incontra lo schienale dalla linea avvolgente che si allunga quanto basta a permettere l'appoggio delle braccia, anche se nell'aspetto, la poltroncina Susanne è di fatto priva di braccioli.

Flessuosa ed agile, la poltroncina Susanne poggia su una base in metallo fissa o girevole.

Susanne è proposta nelle versioni poltrona lounge e poltroncina da pranzo.

The Susanne small armchair takes inspiration from the organic shapes that distinguish some of the seating elements most in vogue during the 1950s and 1960s.

If the allure of the Susanne small armchair is deliciously retro, its construction is wholly contemporary.

The padded seat with rounded shape meets the enveloping lines of the backrest that is elongated just enough to support the arms, even though the Susanne small armchair actually has no armrests.

Slender and sleek, the Susanne small armchair sits on a metal stationary or swivel base. Susanne is available in lounge armchair and dining chair versions.



Susanne
Roberto Lazzeroni







Susanne
Roberto Lazzeroni



Susanne
Roberto Lazzeroni





Susanne Data Sheet

Roberto Lazzeroni

Schienale e sedile
in materiale brevettato

Base girevole poltrona 4/5 razze
con meccanismo continuo
in alluminio pressofuso nelle finiture
satinato, cromato, brunito, cromo nero,
antracite lucido

Base girevole poltroncina 4 razze
con meccanismo di ritorno
in alluminio pressofuso nelle finiture
satinato, cromato, brunito, cromo nero,
antracite lucido

Base fissa in metallo
nelle finiture satinato, cromato,
brunito, cromo nero, antracite lucido

Piedi
in alluminio tornito nella stessa finitura
della base. Appoggio a terra su puntali
in materiale termoplastico

Rivestimento
non sfoderabile sia nella versione in tessuto
che nella versione in pelle

Backrest and seat
in patented material

Swivel base armchair 4/5 spokes
with 360-degree swivel
in aluminum in these finishes:
satin, chrome, burnished, black chrome,
glossy anthracite

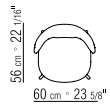
Swivel base small armchair 4 spokes
with return in cast aluminum in these
finishes: satin, chrome, burnished,
black chrome, glossy anthracite

Stationary base in metal
with satin, chrome, burnished,
black chrome or glossy anthracite finish

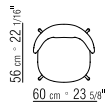
Feet
in turned aluminum in the same finish
as the base. Feet rest on tips made of
thermoplastic material

Upholstery
is non-removable in both the fabric
and leather versions

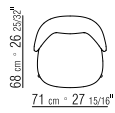
2A701



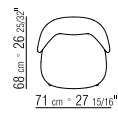
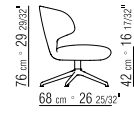
2A702



2A722



2A723



Haiku

Christophe Pillet



DINING ARMCHAIRS
DINING CHAIRS
BAR STOOLS

Nella lingua giapponese la parola Haiku definisce una particolare forma di brevi componimenti poetici, che emozionano per la loro immediatezza e per l'apparente semplicità, priva di retorica e di artifici.

Questo concetto è in qualche modo riconducibile al pensiero progettuale dal quale è nata la famiglia di sedute Haiku: un lavoro di ricerca minuzioso, che procede per sottrazione, per giungere all'essenza del progetto, ma che richiede un'esecuzione magistrale ed un'attenzione maniacale ad ogni dettaglio costruttivo.

Il cuoio ha rappresentato la scelta naturale per realizzare questo prodotto: un materiale ricco di fascino, duttile ma anche resistente, utilizzato per confezionare l'essenziale rivestimento unico di seduta, schienale e braccioli che calza alla perfezione la struttura sottostante in metallo disponibile in una pluralità di eleganti finiture.

In Japanese, the word Haiku defines the particular composition of a type of verse, one that is touching in its spontaneity, apparent simplicity, and freedom from rhetoric and artifice.

This approach is linked in some ways to the design concept which underlies the family of Haiku seating elements: a labor of painstaking detail that progresses by subtraction to arrive at the essence of the design but that calls for masterful execution and an almost obsessive attention to every constructive detail.

Cowhide was the natural choice in which to make this product – an extremely fascinating material, flexible but also durable – used to tailor the understated upholstery for the seat, backrest and armrests and fits the underlying metal structure like a glove, available in a number of elegant finishes.



Haiku
Christophe Pillet







Haiku
Christophe Pillet



Haiku Data Sheet

Christophe Pillet

Struttura

in metallo satinato, cromato, cromo nero, brunito, antracite lucido; o nella finitura laccato opaco nello stesso colore del cuoio di rivestimento: bianco 160, sabbia 310, oliva 506, tabacco 515, rosso bulgaro 508, testa di moro 504, testa di moro scuro 513, grigio 503, nero 655. Imbottitura in poliuretano indeformabile a densità unica e inserti in materiale termoplastico

Rivestimento

in cuoio nei colori: bianco 5007, sabbia 5001, oliva 5006, tabacco 5015, rosso bulgaro 5008, testa di moro 5004, testa di moro scuro 5013, grigio 5003, nero 5005. Solo per lo sgabello: poggiapiedi in metallo nello stesso colore della struttura

Piedi

in alluminio tornito. Appoggio a terra su puntali in materiale termoplastico

Rivestimento

non sfoderabile

Structure

in metal with satin, chrome, black chrome, burnished or glossy anthracite finish; or, in mat lacquered finish in the same color as the cowhide upholstery: white 160, sand 310, olive 506, tobacco 515, Bulgarian red 508, dark brown 504, extra dark brown 513, grey 503, black 655. Padding in crushproof, single-density polyurethane and inserts in thermoplastic material

Upholstery

in cowhide in these colors: white 5007, sand 5001, olive 5006, tobacco 5015, Bulgarian red 5008, dark brown 5004, extra dark brown 5013, grey 5003, black 5005. Only for bar stool: metal footrest in the same color as the structure

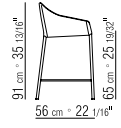
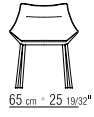
Feet

in turned aluminum. Feet rest on tips made of thermoplastic material

Upholstery

is not removable

2A511



Sveva Light

Carlo Colombo



ARMCHAIRS
OTTOMANS

La poltrona Sveva Light riprende il concept progettuale della poltrona Sveva, declinandolo in finiture riconducibili ad interpretazioni differenti dalla versione in cuoio.

Il design al servizio del confort: la scocca conformata in poliuretano rigido strutturale laccata lucida in una gamma di colori brillanti accoglie al suo interno morbidi cuscini di seduta e schienale imbottiti in soffice piuma d'oca. La poltrona Sveva Light appoggia su una base girevole in alluminio pressofuso proposta in svariate finiture e può accompagnarsi all'omonimo poggiatesta.

The Sveva Light armchair revisits the design concept of the Sveva armchair, eloquently expressing it in finishes that trace back to interpretations quite different from the cowhide version.

Design at the service of comfort: the molded shell in rigid structural polyurethane with glossy lacquer finish in a palette of bright colors accommodates soft seat and backrest cushions padded with fluffy goose down.

The Sveva Light armchair rests on a swivel base in cast aluminum, available in several finishes and can be paired with its namesake ottoman.



Sveva Light
Carlo Colombo





Sveva Light Data Sheet

Carlo Colombo

Struttura

in poliuretano rigido stampato laccato lucido nei colori bianco 4570, terracotta 4580, verde foresta 4565, acqua marina 4560 e nero 4550

Base girevole 4/5 razze

con meccanismo continuo in alluminio pressofuso nelle finiture satinato, cromato, cromo nero, brunito, antracite lucido. Per il pouf la base è fissa con 4 razze. Appoggio a terra su puntali in materiale termoplastico

Cuscini poltrona

in piuma d'oca sterilizzata (certificata Assopiuma, etichetta Oro) con inserto in materiale indeformabile

Cuscino pouf

in piuma d'oca sterilizzata (certificata Assopiuma, etichetta Oro)

Rivestimento cuscino seduta/schienale/pouf

sfoderabile sia nella versione in tessuto che nella versione in pelle

Structure

in rigid molded polyurethane with glossy lacquer finish in these colors: white 4570, terracotta 4580, forest green 4565, aquamarine 4560 and black 4550

Swivel base 4/5 spokes

with 360-degree swivel in cast aluminum with satin, chrome, black chrome, burnished or glossy anthracite finish. The ottoman has a stationary base with 4 spokes. Feet rest on tips made of thermoplastic material

Armchair cushions

in sterilized goose down (Assopiuma certified, Gold label) with insert in crushproof material

Ottoman cushion

in sterilized goose down (Assopiuma certified, Gold label)

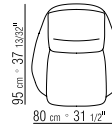
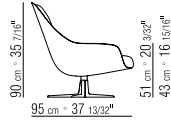
Seat/backrest/ottoman cushion upholstery

is removable in both the fabric and leather versions

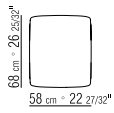
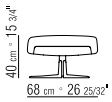
24841



24842



24865



Berry

Design Center



ARMCHAIRS
OTTOMANS


Duttile nel rispondere a varie funzioni di utilizzo, il pouf Berry è un accessorio eclettico che può trovare una sua ideale collocazione in ogni ambiente della casa: da solo o quale seduta da accostare a tavoli da pranzo, nonché in abbinamento a divani e poltrone.

Innumerevoli le combinazioni che si possono ottenere tra la base in metallo proposta in una varietà di finiture ed il cuscino imbottito che può essere rivestito in tutti i tessuti e le pelli della collezione Flexform.

So versatile it serves many different purposes, the Berry ottoman is an eclectic accessory that is comfortably at home in any room in the house – used alone or as a seat to pull up to the dining table, or as a complement to sofas and armchairs.

Countless combinations are possible between the metal base in a variety of finishes and the comfy padded cushion that can be upholstered in any of the fabrics and leathers in the Flexform collection.





Berry
Design Center



Berry

Data Sheet

Design Center

Struttura

in metallo nelle finiture brunito e antracite lucido

Struttura Finish Plus

in metallo nelle finiture satinato, cromato, cromo nero

Seduta

in legno multistrato con imbottitura in poliuretano espanso rivestita in tessuto protettivo accoppiato

Piedi

appoggio a terra su puntali in materiale termoplastico

Rivestimento

sfoderabile sia nella versione in tessuto che nella versione in pelle

Structure

in metal, with burnished or glossy anthracite finish

Finish Plus structure

in metal, with satin, chrome or black chrome finish

Seat

in plywood with polyurethane foam padding, encased in protective laminated fabric

Feet

rest on tips made of thermoplastic material

Upholstery

is removable in both the fabric and leather versions

29150/29151





Outdoor Collection 2022

Rallentare, riappropriarsi del tempo e dello spazio, possibilmente verde. È con questa ritrovata consapevolezza che Flexform ha lavorato alla sua nuova collezione di arredi outdoor, pensata per vivere gli spazi all'aperto tutto l'anno, ogni qualvolta le condizioni atmosferiche lo consentano, godendo anche della bellezza delle stagioni che mutano. Una proposta di arredi nei quali l'eleganza si sposa alla funzionalità e alla durabilità, garantite dall'utilizzo di materiali quali l'alluminio, selezionati per le loro proprietà e per la resistenza all'azione degli agenti atmosferici. Un raffinato mix di colori e materiali ispirati dalla natura, che fondono in modo indissolubile cultura, tradizione e innovazione, per un lifestyle all'aria aperta che consenta un autentico apprezzamento dell'essenza e della bellezza della più perfetta delle architetture: quella della natura.

Slow down, reclaim your time and ideally, green, space. It is with this re-established awareness that Flexform approached its new collection of outdoor furnishings, designed for year-round outdoor living, whenever weather conditions allow, while reveling in the beauty of the changing seasons. A line of furnishings in which elegance is wed to functionality and durability – qualities ensured by the use of materials, like aluminum, selected for their attributes and weather-resistance. A sophisticated blend of nature-inspired colors and materials that inseparably marries culture, tradition and innovation, for an open-air lifestyle that allows authentic appreciation of the spirit and beauty of that most-perfect architecture of all: nature's own.

Index outdoor

CAMARGUE



174

PARKER OUTDOOR



164

ATLANTE LIGHT



186

BERRY OUTDOOR



266

CAMARGUE



174

CRONO OUTDOOR



202

PARKER OUTDOOR



164

OTTAVIA



212

SVEVA LIGHT OUTDOOR



260

ATLANTE



196

CAMARGUE



174

CRONO OUTDOOR



202

OTTAVIA



206

ACADEMY OUTDOOR



226

BOMA OUTDOOR



252

DESCO OUTDOOR



238

ACADEMY OUTDOOR



226

ALCAMO OUTDOOR



220

DESCO OUTDOOR



238

Parker Outdoor

Antonio Citterio



SOFAS
SECTIONAL SOFAS
ARMCHAIRS
OTTOMANS

È dichiarata l'ispirazione retrò per il divano Parker Outdoor, le cui linee leggere, gli intrecci naturali e la lavorazione artigianale danno prova di quel "savoir faire" proprio di Flexform.

La struttura del divano Parker Outdoor è in acciaio e iroko massello tornito e rifinito a mano, così come è interamente realizzato a mano il fine intreccio che caratterizza lo schienale e i braccioli.

Il cuscino di seduta è unico mentre ampi e generosamente imbottiti sono i cuscini appoggiati allo schienale in corda.

La parte di appoggio a terra delle gambe è rifinita da puntali in lega metallica pressofusa e gommini in nylon.

La famiglia Parker Outdoor comprende divani a due e tre posti, un pouf e un elemento con schienale ed un solo bracciolo che consente di realizzare configurazioni particolari.

The retro influence in the Parker Outdoor sofa is clear. Its graceful lines, the natural wovens and artisan craftsmanship are proof of the savoir faire Flexform is known for.

The structure of the Parker Outdoor sofa is made of steel and solid hand-turned and finished iroko wood. Also entirely hand-made is the finely woven material featured on the backrest and armrests.

There is a single seat cushion, while large, generously padded loose cushions lean against the cord backrest.

The final part of the legs is finished with die-cast metal alloy tips and protective nylon pads.

The Parker Outdoor family includes two- and three-seat sofas, an ottoman and an element with a backrest and just one armrest that allows the creation of unique arrangements.



Parker Outdoor
Antonio Citterio





Parker Outdoor
Antonio Citterio





Parker Outdoor
Antonio Citterio





Parker Outdoor Data Sheet

Antonio Citterio

Struttura

in legno massello di iroko tornito e rifinito a mano con telaio di supporto in acciaio e cinghie elastiche idrorepellenti color antracite 9005. Legno di Iroko disponibile nelle finiture naturale, tinto grigio, tinto marrone, laccato bianco

Intreccio fatto a mano

in PVC estruso con anima di nylon nei colori bianco 7007, panna 7001, bordeaux 7002, verde 7006, marrone 7004, antracite 7005; cordoncino in polipropilene nei colori bianco 8007, sabbia 8001, bordeaux 8002, verde 8006, marrone 8004, antracite 8005; cordoncino in polipropilene opaco nei colori paglia 8101, naturale 8102, ghiaccio 8103, antracite 8105; cordoncino in polipropilene ritorto nei colori paglia 8201, vaniglia 8202, caffè 8204, liquirizia 8205

Cuscino seduta

in fibra di poliestere con inserto in materiale indeformabile a densità variabile rivestito in tessuto idrorepellente

Cuscini schienale

in fibra di poliestere e fodera idrorepellente

Cuscini optional

in fibra di poliestere e fodera idrorepellente. Su richiesta con supplemento di prezzo

Cuscino optional pouf

in fibra di poliestere e fodera idrorepellente con rullo di supporto in poliuretano espanso e fodera idrorepellente. Su richiesta con supplemento di prezzo

Piedi

in zama pressofusa nelle finiture spazzolato opaco, brunito. Appoggio a terra su puntali in materiale termoplastico

Rivestimento

in tessuto sfoderabile

Profilo rivestimento

la confezione prevede un profilo in gros grain che può essere realizzato in tutti i colori della cartella campioni

Cover

in materiale impermeabile, la cover è a richiesta con supplemento di prezzo

Structure

in solid iroko, turned and finished by hand, with steel support frame and water-repellent elastic webbing, anthracite 9005 color. Iroko wood is available in natural finish, stained grey, stained brown or lacquered white

Handmade weave

extruded PVC with nylon core in colors: white 7007, cream 7001, bordeaux 7002, green 7006, brown 7004, anthracite 7005; polypropylene cord in colors: white 8007, sand 8001, bordeaux 8002, green 8006, brown 8004, anthracite 8005; matt polypropylene cord in colors: straw 8101, natural 8102, ice 8103, anthracite 8105; twisted fine polypropylene cord in colors: straw 8201, vanilla 8202, coffee 8204, liquorice 8205

Seat cushion

in polyester fiber with insert in crushproof variable-density material upholstered in water-repellent fabric

Backrest cushions

in polyester fiber with water-repellent upholstery

Optional cushions

in polyester fiber with water-repellent upholstery. Upon request, with upcharge

Ottoman optional cushion

in polyester fiber and water-repellent upholstery with support bolster in polyurethane foam and water-repellent upholstery. Upon request, with upcharge

Feet

in die-cast zama, with matt brushed or burnished finish. Rests on tips made of thermoplastic material

Upholstery

in removable fabric

Upholstery piping

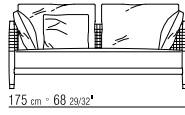
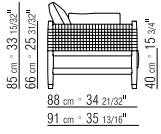
upholstery detailing includes grosgrain piping that can be crafted in all the colors on the sample board

Cover

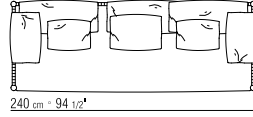
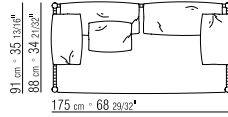
in waterproof material; cover is upon request, with upcharge

➤ Se non utilizzato per lunghi periodi, si consiglia di rimuovere i cuscini e ricoverarli in luogo asciutto e di coprire la struttura del divano Parker Outdoor con le apposite fodere al fine di mantenerlo in buone condizioni e preservarne lo stato originale il più a lungo possibile. La maggior parte dei componenti utilizzati per la realizzazione del divano Parker Outdoor può essere riciclata. *If left unused for lengthy periods of time, it is recommended that the cushions be removed and stored in a dry place and that the structure of the Parker Outdoor sofa be protected with its own covers to keep it in top condition and maintain its original appearance as long as possible. Most of the components used in the Parker Outdoor sofa can be recycled.*

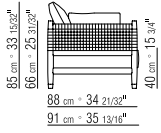
295A3



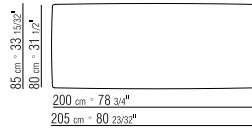
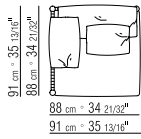
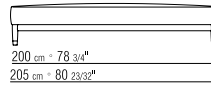
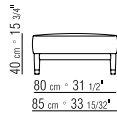
295A4



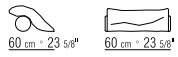
295C1



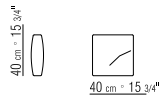
295G5



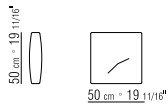
295M6



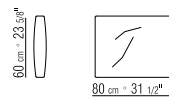
295M7



295M8



295M9



Camargue

Antonio Citterio



SOFAS
SECTIONAL SOFAS
ARMCHAIRS
OTTOMANS
DINING ARMCHAIRS

La famiglia Camargue è connotata da uno stile inossidabile, sia dal punto di vista formale che da quello sostanziale, grazie alle proprietà dell'alluminio, materiale che consente di collocare gli arredi Camargue in ogni ambiente outdoor, non necessariamente coperto, dunque non solo in terrazza, ma anche in giardino e a bordo piscina.

Una proposta completa e coordinata, costituita da poltroncine, poltrone e divani, tutti sovrapponibili e pensata per soddisfare le più svariate esigenze sia in contesti residenziali privati che hospitality.

Pratica e leggera, la struttura delle sedute Camargue rivela linee avvolgenti ed angoli smussati, una lavorazione solo all'apparenza semplice, ma che richiede in realtà una grande perizia artigianale.

È verniciata a polvere epossidica nelle finiture liscio e goffrato in una gamma di colori raffinati che si prestano ad eleganti abbinamenti con i rivestimenti sfoderabili dei morbidi cuscini di seduta e schienale.

The Camargue family is distinguished by its enduring style, in both form and substance, thanks to the properties of aluminum, a material that allows the Camargue pieces to be at home anywhere outdoors, not necessarily under a roof, hence, not only on a covered patio or terrace but also in a garden or around a pool.

A complete, coordinated line, it includes small armchairs, armchairs and sofas, all stackable and designed to meet the most disparate needs in private homes and the hospitality field.

Practical and lightweight, the structure of the Camargue seating elements reveals enveloping lines and rounded corners – seemingly simple workmanship that actually requires expert artisan skills.

It comes with either smooth or embossed epoxy powder-coat finish, in a palette of elegant colors that lend themselves to sophisticated pairings with the removable upholstery on the soft seat and backrest cushions.



Camargue
Antonio Citterio





Camargue
Antonio Citterio





Camargue
Antonio Citterio







Camargue
Antonio Citterio



Camargue Data Sheet

Antonio Citterio

Struttura

in alluminio verniciato a forno con polveri epossidiche nei colori bianco 100, rosso vino 405, verde kaki 705, brunito, grigio o nella finitura laccato gofrato nei colori bianco 300, sabbia 310, mattone 320, verde salvia 330, terracotta 325, verde foresta 335, carbone 350

Cuscino seduta

in fibra di poliestere con inserto in materiale indeformabile a densità unica rivestito in tessuto idrorepellente

Cuscino schienale divano 190cm

in materiale indeformabile e fibra di poliestere rivestito in tessuto protettivo accoppiato idrorepellente

Cuscino schienale divano 130/160cm

in fibra di poliestere rivestito in tessuto protettivo accoppiato idrorepellente

Cuscino schienale poltrona

in fibra di poliestere e fodera idrorepellente

Cuscini optional

in fibra di poliestere e fodera idrorepellente. Su richiesta con supplemento di prezzo

Piedi

appoggio a terra su puntali in materiale termoplastico

Rivestimento

in tessuto sfoderabile

Cover

in materiale impermeabile, la cover è a richiesta con supplemento di prezzo

Structure

in aluminum, epoxy powder-coat finish in colors: white 100, wine red 405, khaki green 705, burnished, grey; or, in embossed lacquered finish in white 300, sand 310, brick 320, sage green 330, terracotta 325, forest green 335, charcoal 350

Seat cushion

in polyester fiber with insert in crushproof single-density material upholstered in water-repellent fabric

Backrest cushion sofa 190cm

in crushproof material and polyester fiber upholstered in a protective, water-repellent laminated fabric

Backrest cushion sofa 130/160cm

in polyester fiber upholstered in a protective, water-repellent laminated fabric

Armchair backrest cushion

in polyester fiber with water-repellent upholstery

Optional cushions

in polyester fiber with water-repellent upholstery. Upon request, with upcharge

Feet

rest on tips made of thermoplastic material

Upholstery

in removable fabric

Cover

in waterproof material; cover is upon request, with upcharge

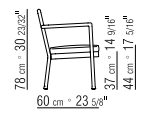
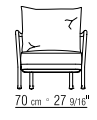
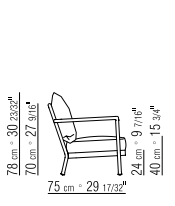
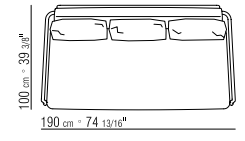
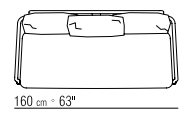
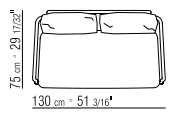
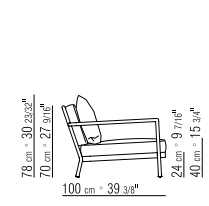
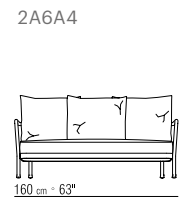

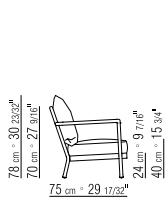
► Le strutture degli arredi Camargue sono in alluminio, un materiale dall'elevata resistenza all'azione degli agenti atmosferici, pertanto non necessitano di copertura, benché sia comunque consigliato l'utilizzo delle apposite fodere per meglio preservare lo stato originale degli arredi. I cuscini di seduta e schienale dovranno tuttavia essere rimossi e ricoverati in luogo asciutto in caso di maltempo e durante la stagione invernale. La maggior parte dei componenti utilizzati per la realizzazione degli elementi Camargue può essere riciclata.

Made of aluminum, a material that is

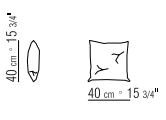
extremely weather-resistant, the Camargue structures do not need to be covered, although, to maintain their original condition,

it is recommended that their respective covers be used. The seat and backrest cushions, however, must be removed and stored in a dry place during stormy weather and the winter season.

Most of the components used in the Camargue seating elements can be recycled.



2A6M7

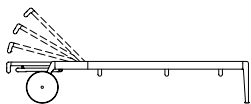


2A6M8



Atlante Light

Antonio Citterio



CHAISE LONGUES
DAYBEDS

Il lettino prendisole Atlante Light si presenta quale naturale evoluzione del sistema di sedute Atlante, del quale riprende le linee asciutte ed eleganti.

La struttura è in alluminio pressofuso mentre seduta e schienale sono costituiti da una rete realizzata in fibre sintetiche particolarmente resistente all'azione degli agenti atmosferici, all'umidità, alle muffe, al cloro e alla salsedine.

Morbida al tatto, è caratterizzata da una texture dall'effetto tridimensionale e proposta in una varietà di eleganti toni mélange.

La rete si mantiene in tensione attraverso delle cinghie elastiche proposte in varie cromie.

Il lettino Atlante Light è dotato di schienale regolabile in diverse posizioni e grazie alle pratiche ruote in alluminio pressofuso può essere spostato agevolmente.

I lettini Atlante Light sono facilmente impilabili, grazie alla conformazione e alla leggerezza della struttura.

The Atlante Light sunbed is the natural evolution of the Atlante seating system and echoes its clean, elegant lines.

The structure is in cast aluminum while the seat and backrest are in a mesh fabric made of synthetic fibers that are especially resistant to weather conditions, humidity, mold, chlorine and salt water.


Soft to the touch, its texture has a three-dimensional effect.

The mesh comes in an array of elegant variegated colors.

The mesh fabric is held in tension by elastic webbing, available in a varied color palette.

The backrest of the Atlante Light daybed can be adjusted to several positions and, thanks to the practical cast-aluminum wheels, it can be easily moved about.

Given their shape and lightweight structure, the Atlante Light daybeds are effortlessly stackable.



Atlante Light
Antonio Citterio






Atlante Light
Antonio Citterio







Atlante Light
Antonio Citterio



Atlante Light Data Sheet

Antonio Citterio

Struttura

in alluminio pressofuso verniciato a forno con polveri epossidiche nei colori bianco 100, rosso vino 405, verde kaki 705, brunito, grigio; o nella finitura laccato goffrato nei colori bianco 300, sabbia 310, mattone 320, verde salvia 330, terracotta 325, verde foresta 335, carbone 350. Sistema di inclinazione dello schienale con cremagliera integrato

Rete

in tessuto Batyline® nei colori mandorla 9610, caramello 9520, nuvola 9530, Siena 9540, edera 9550, giungla 9560, argilla 9570, ombra 9580. Con supporto di cinghie elastiche idrorepellenti nei colori sabbia 9001, grigio 9003, antracite 9005, nero 9009 agganciate con bacchetta in acciaio

Cuscino seduta

in fibra di poliestere rivestito in tessuto idrorepellente. Su richiesta con supplemento di prezzo

Piedi

in alluminio pressofuso verniciato a forno con polveri epossidiche nello stesso colore della struttura. Appoggio a terra su puntali in materiale termoplastico

Ruote

di diametro 26 cm, in alluminio pressofuso verniciato a forno con polveri epossidiche nello stesso colore della struttura. Con profilo in materiale termoplastico di colore grigio

Rivestimento cuscino seduta

in tessuto sfoderabile

Cover

in materiale impermeabile, la cover è a richiesta con supplemento di prezzo

Structure

in cast aluminum, epoxy powder-coat finish in colors: white 100, wine red 405, khaki green 705, burnished, grey; or, in embossed lacquered finish in white 300, sand 310, brick 320, sage green 330, terracotta 325, forest green 335, charcoal 350. Backrest recliner system with integrated bracket

Mesh

in Batyline® fabric in colors: almond 9610, caramel 9520, cloud 9530, Siena 9540, ivy 9550, jungle 9560, clay 9570, shadow 9580. With water-repellent elastic webbing support in colors: sand 9001, grey 9003, anthracite 9005, black 9009; attached with steel rod

Seat cushion

in polyester fiber covered in water repellent fabric. Upon request, with upcharge

Feet

in cast aluminum with epoxy powder-coat finish in the same color as the structure. Rests on tips made of thermoplastic material

Wheels

26 cm diameter, in cast aluminum with epoxy powder-coat finish in the same color as the structure. With profile in grey thermoplastic material

Seat cushion upholstery

in removable fabric

Cover

in waterproof material; cover is upon request, with upcharge

➤ I lettini Atlante Light non necessitano di alcuna copertura a protezione degli agenti atmosferici, benché sia comunque consigliato l'utilizzo delle apposite fodere per meglio preservare lo stato originale degli arredi.

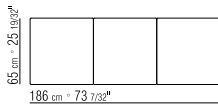
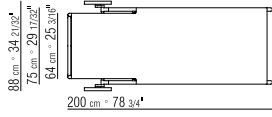
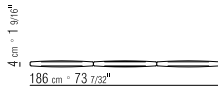
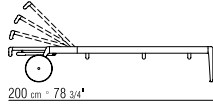
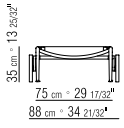
La maggior parte dei componenti utilizzati per la realizzazione dei lettini Atlante Light può essere riciclata.

The Atlante Light daybeds do not require any protective covering from the weather, although it is recommended that their respective covers be used to best maintain their original condition.

Most of the components used in the Atlante Light daybeds can be recycled.

2A4G9

2A4M9



Atlante Bench

Antonio Citterio



DINING CHAIRS
DINING ARMCHAIRS
BAR STOOLS

Gli eleganti dettagli costruttivi che caratterizzano la base del divano Atlante vengono ripresi da panche realizzate in due misure, espressamente progettate quali complementi per i tavoli da pranzo della collezione outdoor di Flexform. Le panche Atlante hanno struttura in alluminio verniciata a polvere epossidica in una gamma di colori raffinati, con cinghie elastiche idrorepellenti, proposte in nuance che consentono di realizzare un effetto di contrasto oppure di ton-sur-ton.

The elegant construction details that distinguish the base of the Atlante sofa are echoed in the benches crafted in two sizes, designed specifically to complement the dining tables in the Flexform Outdoor collection.

The Atlante benches have an aluminum structure with epoxy powder-coat finish in a range of elegant colors, and water-repellent elastic webbing that comes in shades suited to creating a contrasting or tone-on-tone effect.





Atlante Bench
Antonio Citterio



Atlante Bench Data Sheet

Antonio Citterio

Struttura

in alluminio verniciato a forno con polveri epossidiche nei colori bianco 100, rosso vino 405, verde kaki 705, brunito, grigio; o nella finitura laccato gofrato nei colori bianco 300, sabbia 310, mattone 320, verde salvia 330, terracotta 325, verde foresta 335, carbone 350; rivestita con cinghie elastiche idrorepellenti nei colori sabbia 9001, grigio 9003, antracite 9005, nero 9009

Cuscino seduta

in fibra di poliestere con inserto in materiale indeformabile a densità unica rivestito in tessuto idrorepellente

Piedi

in alluminio pressofuso verniciati a forno con polveri epossidiche nello stesso colore della struttura. Appoggio a terra su puntali in materiale termoplastico

Rivestimento

in tessuto sfoderabile

Cover

in materiale impermeabile, la cover è a richiesta con supplemento di prezzo

Structure

in aluminum, epoxy powder-coat finish in colors: white 100, wine red 405, khaki green 705, burnished, grey; or, in embossed lacquered finish in white 300, sand 310, brick 320, sage green 330, terracotta 325, forest green 335, charcoal 350; upholstered with water-repellent elastic webbing in colors: sand 9001, grey 9003, anthracite 9005, black 9009

Seat cushion

in polyester fiber with insert in crushproof single-density material upholstered in water-repellent fabric

Feet

in cast aluminum, with epoxy powder-coat finish in the same color as the structure. Rests on tips made of thermoplastic material

Upholstery

in removable fabric

Cover

in waterproof material; cover is upon request, with upcharge

➤ Le panche Atlante non necessitano di alcuna copertura a protezione degli agenti atmosferici, benché sia comunque consigliato l'utilizzo delle apposite fodere per meglio preservare lo stato originale degli arredi.

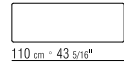
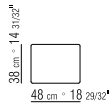
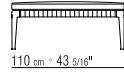
La maggior parte dei componenti utilizzati per la realizzazione delle panche Atlante può essere riciclata.

The Atlante benches do not require any protective covering from the weather, although it is recommended that their respective covers be used to best maintain their original condition.

Most of the components used in the Atlante benches can be recycled.

274G5

274G6



Crono Outdoor

Antonio Citterio



ARMCHAIRS
OTTOMANS
DINING CHAIRS
DINING ARMCHAIRS
BAR STOOL

Il fitto intreccio della corda incontra la calda matericità del legno massello: è questo il motivo ispiratore alla base della poltrona Crono ora riproposta in chiave outdoor.

La lavorazione della struttura in iroko massello è un chiaro esempio dell'elevato grado di artigianalità che caratterizza la produzione Flexform, come ben evidenziato anche dallo schienale in corda intrecciata a mano.

La famiglia Crono Outdoor comprende poltrona e poltroncina da pranzo, che possono essere realizzati in una pluralità di combinazioni cromatiche grazie agli abbinamenti che si possono creare tra la struttura in legno di iroko prevista in una serie di eleganti finiture e il cordoncino in polipropilene proposto in un'ampia gamma cromatica. La parte di appoggio a terra delle gambe è rifinita da puntali in lega metallica pressofusa e gommini in nylon.

Tightly woven cord meets the warm texture and feel of solid wood – this is the underlying inspiration behind the Crono armchair, now reinterpreted in an outdoor version.

The workmanship of the solid iroko is a clear example of the superior craftsmanship that sets Flexform products apart, also highlighted in the hand-braided cord of the backrest.

Thanks to pairings that can be created between the iroko structure, available in a series of elegant finishes, and the woven polypropylene cord, which comes in a vast array of colors, the Crono Outdoor family armchair and dining chair can be crafted in any number of color combinations. The final part of the legs is finished with die-cast metal alloy tips and protective nylon pads.



Crono Outdoor
Antonio Citterio








Crono Outdoor
Antonio Citterio



Crono Outdoor
Antonio Citterio





Crono Outdoor Data Sheet

Antonio Citterio

Struttura

in legno massello di iroko con telaio di supporto in acciaio verniciato. Legno di Iroko disponibile nelle finiture naturali, tinto grigio, tinto marrone, laccato bianco

Intreccio fatto a mano

PVC estruso con anima di nylon nei colori bianco 7007, panna 7001, bordeaux 7002, verde 7006, marrone 7004, antracite 7005; cordoncino in polipropilene nei colori bianco 8007, sabbia 8001, bordeaux 8002, verde 8006, marrone 8004, antracite 8005; cordoncino in polipropilene opaco nei colori paglia 8101, naturale 8102, ghiaccio 8103, antracite 8105; cordoncino in polipropilene ritorto nei colori paglia 8201, vaniglia 8202, caffè 8204, liquirizia 8205

Cuscino seduta

in fibra di poliestere con inserto in materiale indeformabile a densità unica rivestito in tessuto idrorepellente

Cuscino schienale poltrona

in fibra di poliestere e fodera idrorepellente

Piedi

in zama pressofusa nelle finiture spazzolato opaco, brunito. Appoggio a terra su puntali in materiale termoplastico

Rivestimento

in tessuto sfoderabile

Cover

in materiale impermeabile, la cover è a richiesta con supplemento di prezzo

Structure

in solid iroko, with support frame in painted steel. Iroko wood is available in natural finish, stained grey, stained brown or lacquered white

Handmade weave

extruded PVC with nylon core in colors: white 7007, cream 7001, bordeaux 7002, green 7006, brown 7004, anthracite 7005; polypropylene cord in colors: white 8007, sand 8001, bordeaux 8002, green 8006, brown 8004, anthracite 8005; matt polypropylene cord in colors: straw 8101, natural 8102, ice 8103, anthracite 8105; twisted polypropylene cord in colors: straw 8201, vanilla 8202, coffee 8204, liquorice 8205

Seat cushion

in polyester fiber with insert in crushproof single-density material upholstered in water-repellent fabric

Armchair backrest cushion

in polyester fiber with water-repellent upholstery

Feet

in die-cast zama, with matt brushed or burnished finish. Rests on tips made of thermoplastic material

Upholstery

in removable fabric

Cover

in waterproof material; cover is upon request, with upcharge

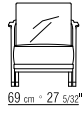
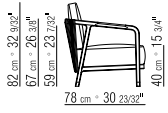
➤ Se non utilizzate per lunghi periodi, si consiglia di coprire le sedute Crono Outdoor con le apposite fodere al fine di mantenerle in buone condizioni e preservarne lo stato originale il più a lungo possibile.

La maggior parte dei componenti utilizzati per la realizzazione degli elementi Crono Outdoor può essere riciclata.

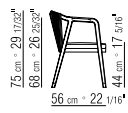
If left unused for lengthy periods of time, it is recommended that the Crono Outdoor chairs be protected with their respective covers to keep them in top condition and maintain their original appearance as long as possible.

Most of the components used in the Crono Outdoor seating elements can be recycled.

220A1



220C1



Ottavia

Antonio Citterio



ARMCHAIR
OTTOMANS
DINING CHAIR
DINING ARMCHAIR
BAR STOOLS

Il connubio tra la rigorosa struttura in metallo ed il lieve quanto robusto intreccio in corda definiscono il carattere delle sedute Ottavia.

Numerosi e raffinati gli abbinamenti che possono essere realizzati tra i colori proposti per la finitura dell'acciaio inox verniciato a polvere epossidica e quelli dell'intreccio in corda, interamente realizzato a mano.

Contraddistinte da proporzioni contenute e da un segno sobrio ed essenziale, la poltrona e la poltroncina Ottavia rappresentano delle sedute versatili e trasversali che si prestano ad arredare con gusto ed eleganza, terrazzi e giardini.

The combination of a sleek metal structure and light yet sturdy woven cord defines the personality of the Ottavia seating elements.

Many elegant pairings can be made between the finish colors on the epoxy powder-coated stainless steel and those of the entirely hand-woven cord. Distinguished by scaled-down proportions and a discreet, minimalist look, the Ottavia armchair and little armchair are versatile seating options that can dress up patios and gardens with elegance and flair.



Ottavia
Antonio Citterio







Ottavia
Antonio Citterio



Ottavia

Data Sheet

Antonio Citterio

Struttura

in acciaio inox 316 verniciato a forno con polveri epossidiche nei colori bianco 100, rosso vino 405, verde kaki 705, brunito, grigio o nella finitura laccato goffrato nei colori bianco 300, sabbia 310, mattone 320, verde salvia 330, terracotta 325, verde foresta 335, carbone 350

Intreccio fatto a mano

PVC estruso con anima di nylon nei colori bianco 7007, panna 7001, bordeaux 7002, verde 7006, marrone 7004, antracite 7005; cordoncino in polipropilene nei colori bianco 8007, sabbia 8001, bordeaux 8002, verde 8006, marrone 8004, antracite 8005; cordoncino in polipropilene opaco nei colori paglia 8101, naturale 8102, ghiaccio 8103, antracite 8105

Piedi

appoggio a terra su puntali in materiale termoplastico

Cover

in materiale impermeabile, la cover è a richiesta con supplemento di prezzo

Structure

in 316 stainless steel, epoxy powder-coat finish in colors: white 100, wine red 405, khaki green 705, burnished, grey; or, in embossed lacquered finish in white 300, sand 310, brick 320, sage green 330, terracotta 325, forest green 335, charcoal 350

Handmade weave

extruded PVC with nylon core in colors: white 7007, cream 7001, bordeaux 7002, green 7006, brown 7004, anthracite 7005; polypropylene cord in colors: white 8007, sand 8001, bordeaux 8002, green 8006, brown 8004, anthracite 8005; matt polypropylene cord in colors: straw 8101, natural 8102, ice 8103, anthracite 8105

Feet

rest on tips made of thermoplastic material

Cover

in waterproof material; cover is upon request, with upcharge

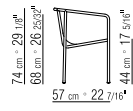
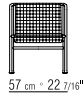
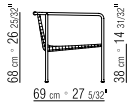
➤ Se non utilizzate per lunghi periodi, si consiglia di coprire le sedute Ottavia con le apposite fodere al fine di mantenerle in buone condizioni e preservarne lo stato originale il più a lungo possibile.

La maggior parte dei componenti utilizzati per la realizzazione delle sedute Ottavia può essere riciclata.

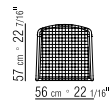
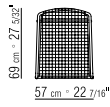
If left unused for lengthy periods of time, it is recommended that the Ottavia chairs be protected with their respective covers to keep them in top condition and maintain their original appearance as long as possible.

Most of the components used in the Ottavia chairs can be recycled.

2AOC1

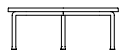


2A0B1



Alcamo

Antonio Citterio



COFFEE AND SIDE TABLES
CONSOLES

Benché connotati da un disegno minimale, i tavolini Alcamo manifestano un carattere spiccato grazie all'utilizzo di colori vibranti. Il progetto dei tavolini Alcamo è tutto all'insegna della praticità d'uso: sia la struttura a tre gambe che il piano sono in alluminio verniciato a polvere epossidica. Sono pertanto particolarmente leggeri e dunque facili da spostare. I tavolini Alcamo sono previsti in varie misure ed altezze e possono conferire una vivace nota cromatica alle ambientazioni più diverse: dal terrazzo di città, al giardino della casa di campagna così come a bordo piscina.

Although minimalist by design, the Alcamo coffee/side tables possess a bold personality, thanks to their vivid colors. The Alcamo coffee/side tables are focused on functionality – both the three-legged structure and the top are in epoxy powder-coated aluminum. This makes them especially lightweight and easy to move. The Alcamo coffee/side tables come in various sizes and heights and can bring a bright note of color to the most diverse settings – from city balconies to a country home garden or alongside a swimming pool.





Alcamo
Antonio Citterio



Alcamo Outdoor Data Sheet

Antonio Citterio

Struttura

in alluminio verniciato a forno con polveri epossidiche nei colori bianco 100, rosso vino 405, verde kaki 705, brunito, grigio; o nella finitura laccato gofrato nei colori bianco 300, sabbia 310, mattone 320, verde salvia 330, terracotta 325, verde foresta 335, carbone 350

Piano

lastra tornita di alluminio verniciato a forno con polveri epossidiche nello stesso colore della struttura

Piedi

appoggio a terra su puntali in materiale termoplastico

Cover

in materiale impermeabile, la cover è a richiesta con supplemento di prezzo

Structure

in aluminum, epoxy powder-coat finish in colors: white 100, wine red 405, khaki green 705, burnished, grey; or, in embossed lacquered finish in white 300, sand 310, brick 320, sage green 330, terracotta 325, forest green 335, charcoal 350

Top

turned aluminum sheet, epoxy powder-coat finish in the same color as the structure

Feet

rest on tips made of thermoplastic material

Cover

in waterproof material; cover is upon request, with upcharge.

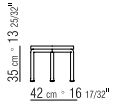
> I tavolini Alcamo non necessitano di alcuna copertura a protezione degli agenti atmosferici, benché sia comunque consigliato l'utilizzo delle apposite fodere per meglio preservare lo stato originale degli arredi.

Tutti i componenti utilizzati per la realizzazione dei tavolini Alcamo possono essere riciclati.

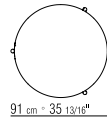
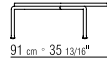
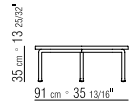
The Alcamo coffee/side tables do not require any protective covering from the weather, although it is recommended that their respective covers be used to best maintain their original condition.

All of the components used in manufacturing the Alcamo coffee/side tables can be recycled.

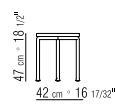
2A8K0



2A8K2



2A8K6



Academy Outdoor

Antonio Citterio



DINING TABLES
COFFEE AND SIDE TABLES
CONSOLES

Una famiglia di tavoli dal carattere trasversale, che si declina in una pluralità di finiture, forme e dimensioni, pensata per i contesti più diversi, dalla terrazza in città, al giardino della casa di vacanza. La base del tavolo è l'elemento distintivo del progetto e rivela sinuose gambe sagomate in acciaio inossidabile verniciato a polvere epossidica che sorreggono il piano, proposto nelle varianti con doghe in legno di iroko oppure in una varietà di raffinate pietre per esterni. La famiglia Academy Outdoor comprende anche una serie di tavolini in varie misure che possono essere abbinati a tutte i sistemi di seduta della collezione.

A family of very versatile tables, available in a number of finishes, shapes and sizes, is designed for a broad range of settings, from a city terrace to a home garden or vacation home.

Its base is the table's distinctive design feature and displays sinuous contoured stainless steel legs with epoxy powder-coat finish that support the top, which comes in versions with iroko wood slats or in a variety of types of stone suited to outdoor settings.

The Academy Outdoor family also includes a series of coffee/side tables in various sizes that can be matched with all of the seating systems in the collection.



Academy Outdoor
Antonio Citterio







Academy Outdoor
Antonio Citterio



Academy Outdoor
Antonio Citterio





Academy Outdoor Data Sheet

Antonio Citterio

Struttura tavolo

in tubolare di acciaio inossidabile verniciato a forno con polveri epossidiche nei colori bianco 100, rosso vino 405, verde kaki 705, brunito, grigio o nella finitura laccato gofrato nei colori bianco 300, sabbia 310, mattone 320, verde salvia 330, terracotta 325, verde foresta 335, carbone 350. Viti in acciaio.

Struttura tavolino

in tubolare di alluminio verniciato a forno con polveri epossidiche nei colori bianco 100, rosso vino 405, verde kaki 705, brunito, grigio o nella finitura laccato gofrato nei colori bianco 300, sabbia 310, mattone 320, verde salvia 330, terracotta 325, verde foresta 335, carbone 350. Viti in acciaio

Piano tavolo

in pietra nelle tipologie Lavica, Porfido, Cardoso, Beola argentata; o in legno massello di iroko a doghe nelle finiture naturale, tinto grigio, tinto marrone, laccato bianco.

Piano tavolino

in pietra nelle tipologie Lavica, Porfido, Cardoso, Beola argentata; o lastra tornita di alluminio verniciato a forno con polveri epossidiche nello stesso colore della struttura

Piedi

appoggio a terra su puntali in materiale termoplastico

Cover

in materiale impermeabile, la cover è a richiesta con supplemento di prezzo

Dining table structure

in tubular stainless steel, epoxy powder-coat finish in colors: white 100, wine red 405, khaki green 705, burnished, grey; or, in embossed lacquered finish in white 300, sand 310, brick 320, sage green 330, terracotta 325, forest green 335, charcoal 350. Steel screws.

Side/Coffee table structure

in tubular aluminum, epoxy powder-coat finish in colors: white 100, wine red 405, khaki green 705, burnished, grey; or, in embossed lacquered finish in white 300, sand 310, brick 320, sage green 330, terracotta 325, forest green 335, charcoal 350. Steel screws

Dining table top

in the following types of stone: Lava stone, Porphyry, Cardoso, Beola argentata; or in solid iroko slats, with natural finish, stained grey, stained brown, or lacquered white finish.

Side/Coffee table top

in the following types of stone: Lava stone, Porphyry, Cardoso, Beola argentata; or, turned aluminum sheet, epoxy powder-coat finish in the same color as the structure

Feet

rest on tips made of thermoplastic material

Cover

in waterproof material; cover is upon request, with upcharge

➤ Se non utilizzato per lunghi periodi, si consiglia di coprire il tavolo Academy Outdoor con le apposite fodere al fine di mantenerlo in buone condizioni e preservarne lo stato originale il più a lungo possibile.

Tutti i componenti utilizzati per la realizzazione del tavolo Academy Outdoor possono essere riciclati.

If left unused for lengthy periods of time, it is recommended that the Academy Outdoor table be protected with its own cover to keep it in top condition and maintain its original appearance as long as possible.

All of the components used in the Academy Outdoor table can be recycled.

2A1H0



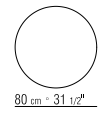
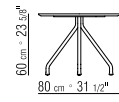
2A1H1



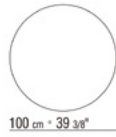
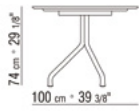
2A1H4



2A1H5


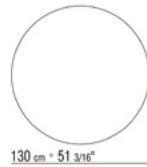
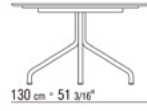
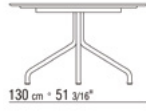


2A1L0



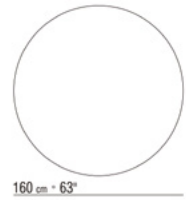
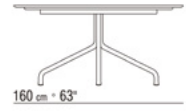
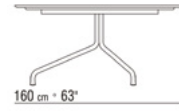
Accommodates up to 3 chairs

2A1L1



Accommodates up to 4 chairs

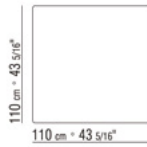
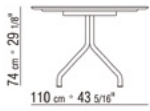
2A1L2



Accommodates up to 6 chairs

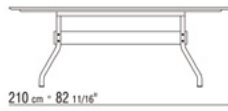
Academy Outdoor
Antonio Citterio

2A1L4




Accommodates up to 4 chairs

2A1L6



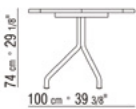
Accommodates up to 6 chairs

2A1L7



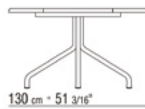
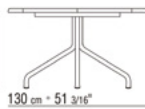
Accommodates up to 8 chairs

2A1M0



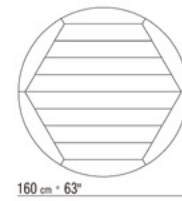
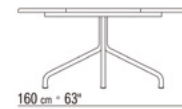
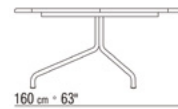
Accommodates up to 3 chairs

2A1M1



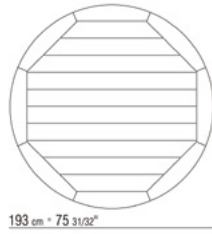
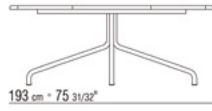
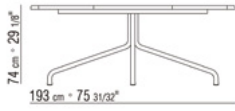
Accommodates up to 4 chairs

2A1M2



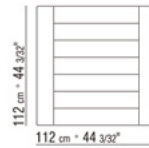
Accommodates up to 6 chairs

2A1M3




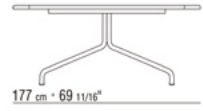
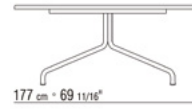
Accommodates up to 8 chairs

2A1M4




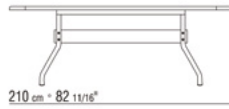
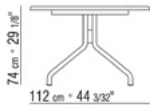
Accommodates up to 4 chairs

2A1M5






Accommodates up to 8 chairs

2A1M6





Accommodates up to 6 chairs

2A1M7



Accommodates up to 8 chairs

2A1M8



Accommodates up to 10 chairs

Desco Outdoor

Antonio Citterio



DINING TABLES
COFFEE AND SIDE TABLES
CONSOLES

L'origine della parola Desco non è riconducibile unicamente alla tavola intesa come oggetto intorno al quale sedersi per mangiare, bensì alla ritualità insita nella cultura tutta italiana dell'accoglienza attraverso il cibo.

Poche cose ci rendono più felici di una tavola imbandita, intenti a condividere un pasto circondati da famiglia e amici.

Il tavolo Desco Outdoor, con le sue forme essenziali, immediatamente riconducibili all'archetipo dell'oggetto tavolo, rievoca valori quali solidità, tradizione, praticità.

Alla base del tavolo realizzata in massello di iroko possono essere associati piani a doghe in legno per un elegante effetto monomaterico o, in alternativa, abbinare piani in pietra scegliendo tra la Beola argentata, il Porfido, la pietra lavica o la pietra del Cardoso.

Un dettaglio che aggiunge valore al prodotto è costituito dalla parte terminale delle gambe del tavolo rifinita da puntali in alluminio e gommini in nylon.

La famiglia di tavoli e tavolini Desco Outdoor è proposta in un'ampia gamma di finiture, forme e dimensioni atte a realizzare aree dining e lounge en plein air nei contesti più diversi.

The origin of the word Desco cannot only be traced back to the table as an object around which one sits while eating, but also to the traditional practice, embedded in Italian culture, of hospitality through food.

Few things make us happier than a well-appointed table, intent on sharing a meal surrounded by family and friends. The Desco Outdoor table, with its uncluttered lines, immediately associated with the archetype of the table, calls to mind values like sturdiness, tradition and practicality.

The table base in solid iroko can be paired with a wood-slat top for an elegant all-wood effect or, alternatively, paired with a stone top in the following types:

Beola argentata, porphyry, lava stone, or pietra del Cardoso.

A value-added detail – the ends of the table legs are finished with aluminum tips and protective nylon pads.

The Desco Outdoor family of tables and dining tables is available in a wide range of finishes, shapes and sizes designed to decorate an endless array of open-air dining and lounge areas.



Desco Outdoor
Antonio Citterio







Desco Outdoor
Antonio Citterio



Desco Outdoor
Antonio Citterio





Desco Outdoor Data Sheet

Antonio Citterio

Struttura

in legno massello di iroko nelle finiture naturale, tinto grigio, tinto marrone, laccato bianco

Piano

in pietra nelle tipologie Lavica, Porfido, Cardoso, Beola argentata;
o in legno massello di iroko a doghe nelle finiture naturale, tinto grigio, tinto marrone, laccato bianco.

Piedi

in alluminio pressofuso nelle finiture spazzolato opaco, brunito. Appoggio a terra su puntali in materiale termoplastico

Cover

in materiale impermeabile, la cover è a richiesta con supplemento di prezzo.

Structure

in solid iroko, in natural finish, stained grey, stained brown, or lacquered white finish

Top

in the following types of stone: Lava stone, Porphyry, Cardoso, Beola argentata; or in solid iroko slats, with natural finish, stained grey, stained brown, or lacquered white finish.

Feet

in cast aluminum with matt brushed or burnished finish. Rests on tips made of thermoplastic material

Cover

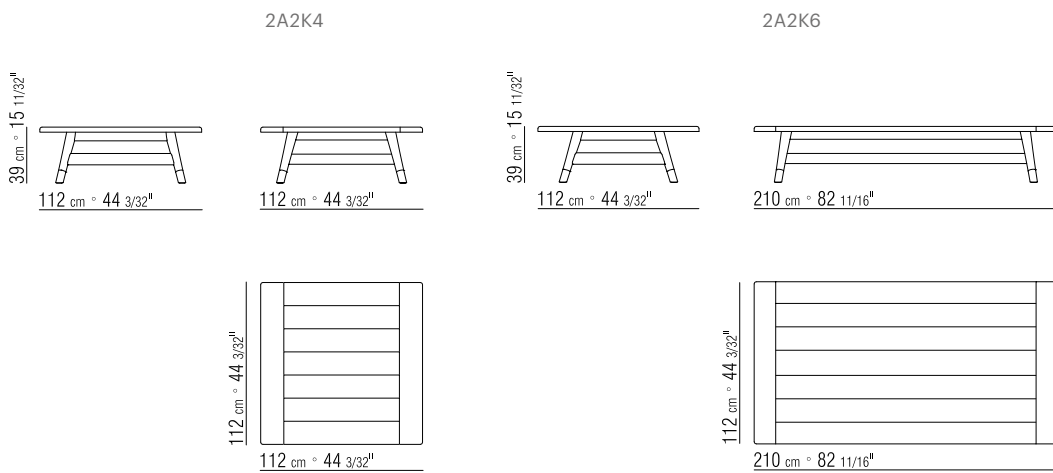
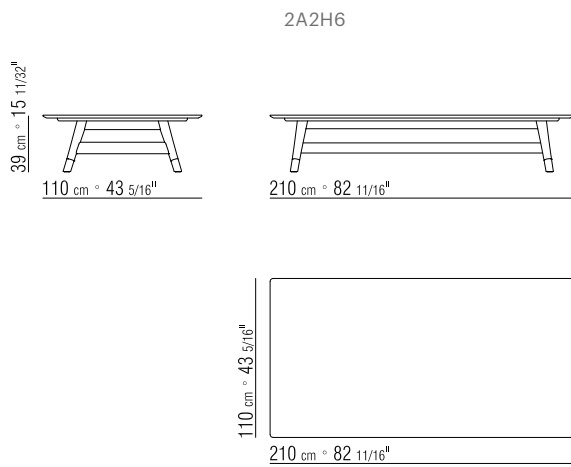
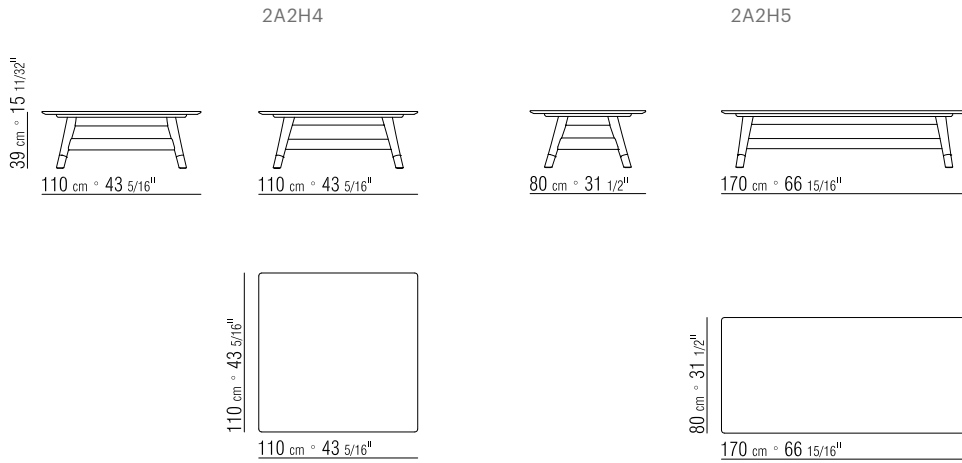
in waterproof material; cover is upon request, with upcharge

➤ Se non utilizzato per lunghi periodi, si consiglia di coprire il tavolo Desco Outdoor con le apposite fodere al fine di mantenerlo in buone condizioni e preservarne lo stato originale il più a lungo possibile.

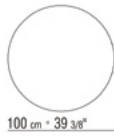
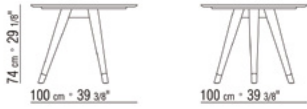
Tutti i componenti utilizzati per la realizzazione del tavolo Desco Outdoor possono essere riciclati.

If left unused for lengthy periods of time, it is recommended that the Desco Outdoor tables be protected with their own covers to keep them in top condition and maintain their original appearance as long as possible.

All of the components used in the Desco Outdoor tables can be recycled.





2A2L0



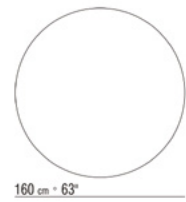
Accommodates up to 3 chairs

2A2L1



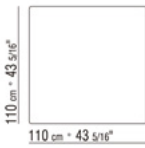
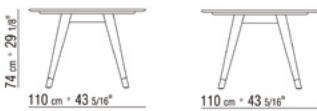
Accommodates up to 4 chairs

2A2L2



Accommodates up to 6 chairs

2A2L4



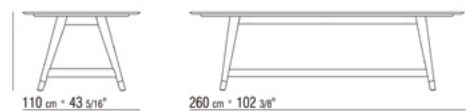
Accommodates up to 4 chairs

2A2L6

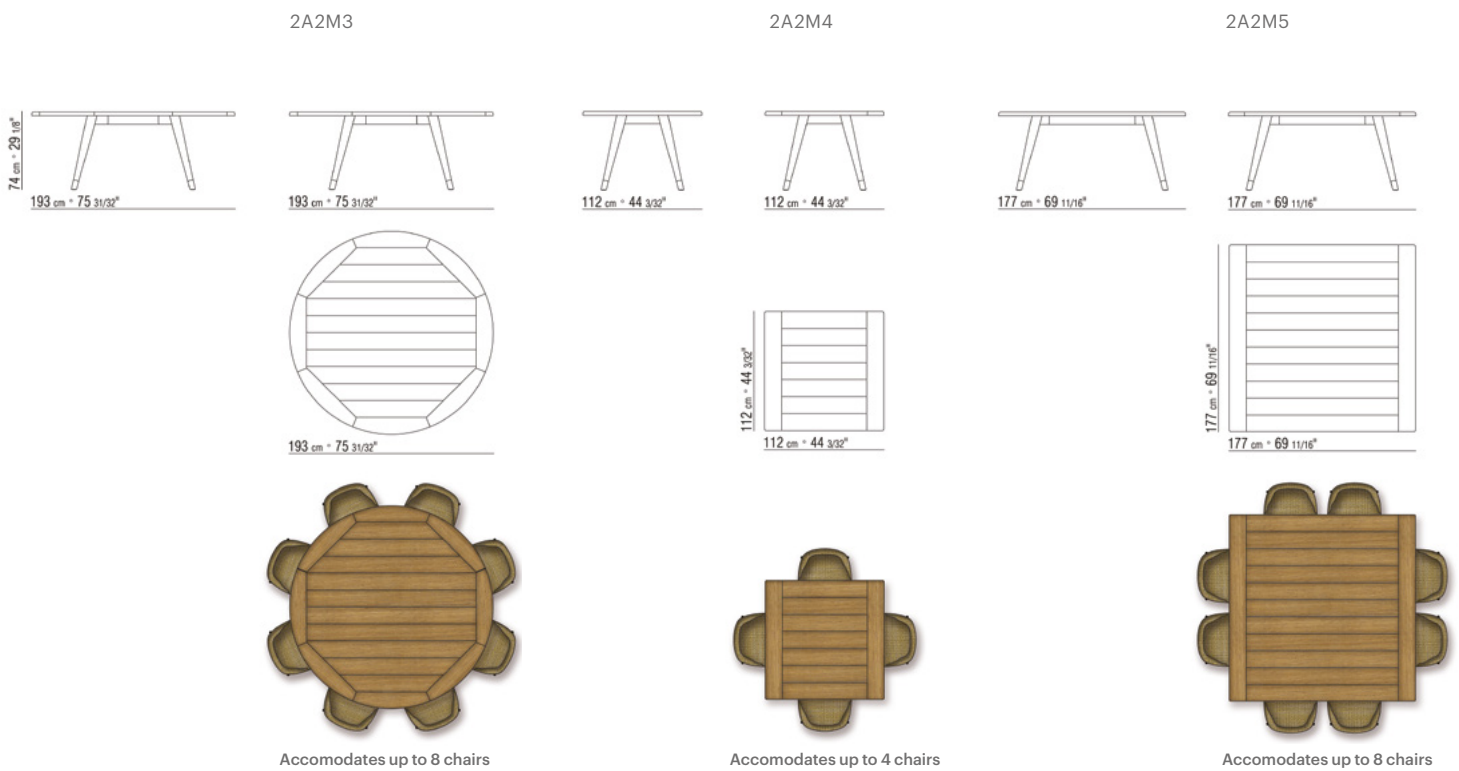
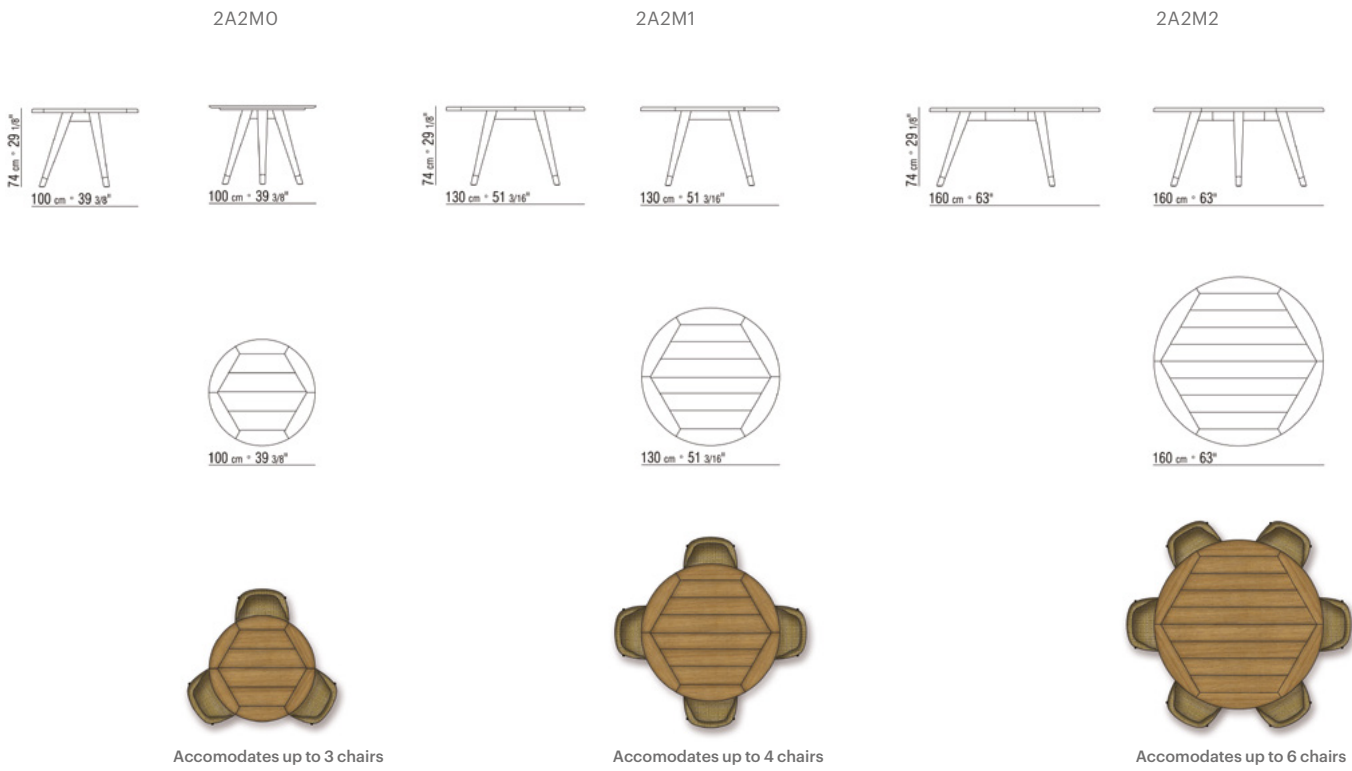


Accommodates up to 6 chairs

2A2L7




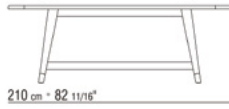
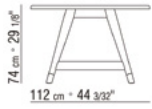
Accommodates up to 8 chairs








Desco Outdoor
Antonio Citterio

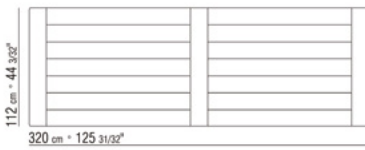
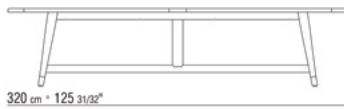
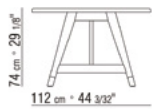
2A2M6



2A2M7



2A2M8



Boma Outdoor

Roberto Lazzeroni



DINING TABLES

Ispirato dal mondo della nautica, il tavolo Boma Outdoor riprende le linee pure e fluide e la meticolosa progettazione dei dettagli costruttivi in legno tipici delle imbarcazioni a vela.

Il piano realizzato in massello di iroko in diverse finiture o in varie tipologie di pietra poggia su una solida struttura a sezione ellittica in iroko, alla quale un tirante in acciaio conferisce maggiore stabilità.

La parte di appoggio a terra delle gambe è rifinita da puntali in lega metallica pressofusa e gommini in nylon.

Drawing inspiration from the world of boating, the Boma Outdoor table echoes the pure, fluid lines and meticulous wood construction details typical of sailboats.

The top, crafted of solid iroko, available in various finishes and various types of stones, rests on a robust elliptical section structure in iroko, with steel tensioning rods that lend greater stability.

The ends of the legs are finished with die-cast metal alloy tips and protective nylon pads.



Boma Outdoor
Roberto Lazzeroni





Boma Outdoor Data Sheet

Roberto Lazzeroni

Struttura e piano

in legno massello di iroko nelle finiture naturale, tinto grigio, tinto marrone, laccato bianco. Tiranti in acciaio 316 e inserti in acciaio inox 316 nelle finiture elettrolucidato o verniciato a forno con polveri epossidiche nei colori bianco 100, rosso vino 405, verde kaki 705, brunito

Piano

in pietra nelle tipologie Lavica, Porfido, Cardoso, Beola argentata; o in legno massello di iroko a doghe nelle finiture naturale, tinto grigio, tinto marrone, laccato bianco.

Piedi

in zama pressofusa nelle finiture spazzolato opaco, brunito. Appoggio a terra su puntali in materiale termoplastico

Cover

in materiale impermeabile, la cover è a richiesta con supplemento di prezzo

Structure and top

*in solid iroko with natural finish, stained grey, stained brown, or lacquered white.
Tensioning rods and screws in 316 stainless steel, with electropolished or epoxy powder-coat finish in white 100, wine red 405, khaki green 705, or burnished*

Top

in the following types of stone: Lava stone, Porphyry, Cardoso, Beola argentata; or in solid iroko slats, with natural finish, stained grey, stained brown, or lacquered white finish.

Feet

in die-cast Zama, with matt brushed or burnished finish. They rest on tips made of thermoplastic material

Cover

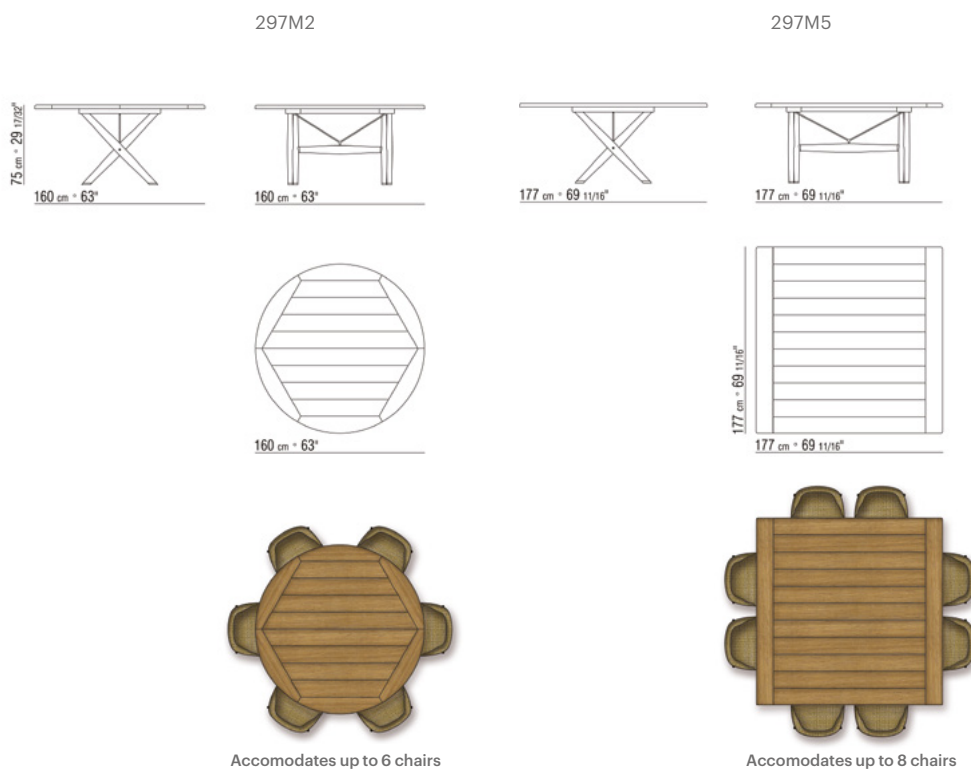
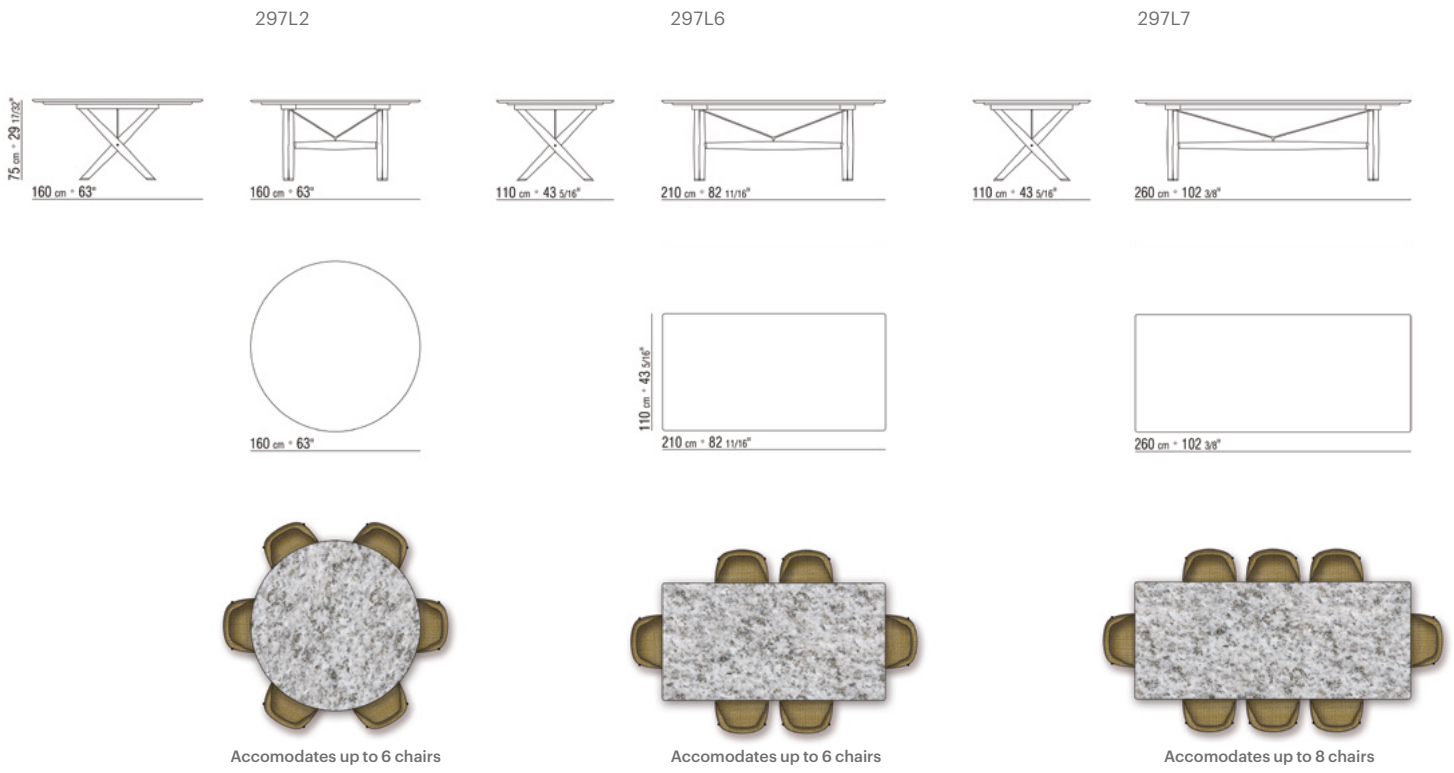
in waterproof material; cover is upon request, with upcharge

➤ Se non utilizzato per lunghi periodi, si consiglia di coprire il tavolo Boma Outdoor con le apposite fodere al fine di mantenerlo in buone condizioni e preservarne lo stato originale il più a lungo possibile.

La maggior parte dei componenti utilizzati per la realizzazione del tavolo Boma Outdoor può essere riciclata.

If left unused for lengthy periods of time, it is recommended that the Boma Outdoor tables be protected with their own covers to keep them in top condition and maintain their original appearance as long as possible.


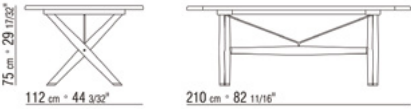
Most of the components used in the Boma Outdoor table can be recycled.






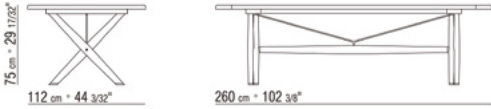
Boma Outdoor
Roberto Lazzeroni

297M6



Accommodates up to 6 chairs

297M7



Accommodates up to 8 chairs

Sveva Light Outdoor

Carlo Colombo



ARMCHAIRS
OTTOMANS

In ambito outdoor è inusuale vedere questo tipo di sedute: la poltrona girevole Sveva Light Outdoor rivela una notevole presenza scenica per arredare balconi e terrazze in modo originale.

La scocca conformata in poliuretano rigido strutturale laccata lucida in una gamma di colori brillanti accoglie al suo interno soffici cuscini che garantiscono una seduta comoda e rilassata.

La poltrona Sveva Light Outdoor appoggia su una base girevole in alluminio pressofuso verniciata a polvere epossidica nel medesimo colore della scocca e può accompagnarsi all'omonimo pouf.

It is unusual to find this type of seating outdoors the Sveva Light Outdoor swivel armchair brings dramatic personality and a unique touch to furnishing balconies and patios.

The molded shell in rigid structural polyurethane, with glossy lacquer finish in a palette of bright colors, hosts soft cushions that ensure a comfortable relaxing seating experience.

The Sveva Light Outdoor armchair rests on a swivel base in cast aluminum with epoxy powder-coat finish in the same color as the shell and can be paired with its namesake ottoman.



Sveva Light Outdoor
Carlo Colombo





Sveva Light Outdoor

Data Sheet

Carlo Colombo

Struttura

in poliuretano rigido stampato laccato lucido nei colori nei colori bianco 4570, terracotta 4580, verde foresta 4565, acqua marina 4560 e nero 4550

Base girevole 4/5 razze

con meccanismo continuo in alluminio pressofuso verniciato a forno con polveri epossidiche nei colori brunito e grigio; o laccato gofrato nello stesso colore della scocca: bianco 300, terracotta 325, verde foresta 335, acqua marina 331 e nero 355. Per il pouf la base è fissa con 4 razze.

Appoggio a terra su puntali in materiale termoplastico

Cuscino di seduta e schienale

in poliuretano espanso rivestito in tessuto protettivo accoppiato idrorepellente

Piedi

appoggio a terra su puntali in materiale termoplastico

Rivestimento cuscino seduta/schienale

in tessuto sfoderabile

Cover

in materiale impermeabile, la cover è a richiesta con supplemento di prezzo

Structure

in rigid molded polyurethane with glossy lacquer finish in colors: white 4570, terracotta 4580, forest green 4565, aquamarine 4560 and black 4550

Swivel base 4/5 spokes

with 360-degree swivel in cast aluminum with epoxy powder-coat finish in burnished or grey; or, with embossed lacquered finish in the same color as the shell: white 300, terracotta 325, forest green 335, aquamarine 331 and black 355.

The ottoman base is stationary and has 4 spokes.

They rest on tips made of thermoplastic material

Seat and backrest cushions

in polyurethane foam, covered with a protective water-repellent laminated fabric

Feet

rest on tips made of thermoplastic material

Seat/backrest cushion upholstery

in removable fabric

Cover

in waterproof material; cover is upon request, with upcharge

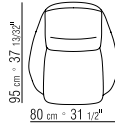
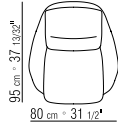
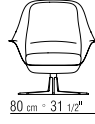
➤ Se non utilizzata per lunghi periodi, si consiglia di coprire la poltrona Sveva Light Outdoor con le apposite fodere al fine di mantenerla in buone condizioni e preservarne lo stato originale il più a lungo possibile.

If left unused for lengthy periods of time, it is recommended that the Sveva Light Outdoor armchair be protected with their own covers to keep them in top condition and maintain their original appearance as long as possible.

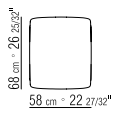
248F1



248F2



248H5



Berry Outdoor

Design Center



ARMCHAIRS
OTTOMANS

Il pouf Berry Outdoor è un complemento d'arredo caratterizzato da una base in metallo costituita da sottili bacchette in metallo e da un cuscino imbottito dal rivestimento sfoderabile.

È un accessorio versatile quanto pratico, pensato per essere accostato ai tavoli da pranzo oppure in abbinamento ai sistemi di seduta della collezione Flexform.

The Berry Outdoor ottoman is an accessory featuring a metal base made of slender metal rods and a padded cushion with removable upholstery.

Its design is as versatile as it is practical, making it ideal around the dining table or paired with the seating systems in the Flexform collection.



Berry Outdoor
Design Center





Berry Outdoor Data Sheet

Design Center

Struttura

in acciaio inox 304 nelle finiture elettrolucidato o verniciato a forno con polveri epossidiche nei colori bianco 100, rosso vino 405, verde kaki 705, brunito o nella finitura laccato gofrato nei colori bianco 300, sabbia 310, mattone 320, verde salvia 330, terracotta 325, verde foresta 335, carbone 350

Seduta

in legno multistrato marino e poliuretano espanso rivestito in tessuto protettivo accoppiato idrorepellente.

Rivestimento

in tessuto sfoderabile

Piedi

appoggio a terra su puntali in materiale termoplastico

Cover

in materiale impermeabile, la cover è a richiesta con supplemento di prezzo

Structure

in 304 stainless steel, with electropolished or burnished finish;
or, epoxy powder-coat finish in these colors: white 100, wine red 405, khaki green 705;
or, embossed lacquered finish in white 300, sand 310, brick 320, sage green 330, terracotta 325, forest green 335, charcoal 350

Seat

in marine plywood and polyurethane foam, encased in protective, water-repellent laminated fabric

Upholstery

in removable fabric

Feet

rest on tips made of thermoplastic material

Cover

in waterproof material;
cover is upon request, with upcharge

➤ Se non utilizzato per lunghi periodi, si consiglia di coprire il pouf Berry Outdoor con le apposite fodere al fine di mantenerlo in buone condizioni e preservarne lo stato originale il più a lungo possibile.

If left unused for lengthy periods of time, it is recommended that the Berry Outdoor ottoman be protected with their own covers to keep them in top condition and maintain their original appearance as long as possible.

291GO



Printed in Italy
June 2022

All rights are reserved.
No part of this publication may be reproduced,
stored in a retrieval system or transmitted in any
form or by any means, electronic, mechanical,
photocopying, recording or otherwise, without
prior consent of the company.

FLEXFORM

MADE IN ITALY

Flexform S.p.A.
Via Einaudi 23/25 | 20821 Meda (MB) Italia
tel +39 0362 3991 | info@flexform.it
www.flexform.it



Management
System
ISO 9001:2015

www.tuv.com
ID 9108635793



➤ Flexform reserves the right to make to its models any technological and aesthetical improvement, including modifications of sizes and materials, without prior notice.