

leolux

Collection 2024—2025



Contents

2 Discover Leolux

- 4 Leolux 90 years
- 6 Leolux Experience Center Breukelen
- 8 Studiopepe
- 10 kaschkasch
- 12 Masters in form and function
- 14 For a more sustainable world
- 15 Pallone Soft Seasons
- 16 Hands On
- 19 The click between you and Leolux
- 20 Leolux Visitor Center

22 Sofas

- 24 Overview Sofas
- 26 Bellice
- 32 Bora Balanza
- 34 Bora Bora / Bora Bèta
- 36 Devon
- 38 Enna
- 42 Flint
- 46 Lindo
- 48 Loya
- 54 Lunetta
- 58 Mayon
- 60 Naila
- 64 Ponton Next
- 66 Pulla
- 70 Rego
- 76 Tango

78 Armchairs

- 80 Overview armchairs
- 82 Anton
- 84 Caruzzo
- 88 Cream
- 92 Kikko
- 94 Kudo
- 96 Lanah
- 98 Lloyd
- 100 Mayuro
- 101 Mimas
- 102 Pallone
- 106 Papageno
- 108 Parabolica
- 110 Scylla

114 Chairs

- 116 Overview chairs
- 118 Baani
- 120 Callas
- 122 Caron
- 123 Freyr
- 124 Gyon
- 126 Mara
- 128 Mime
- 130 Talos
- 132 Tamarinde

134 Tables

- 136 Overview tables
- 138 BRAM
- 140 Dice
- 142 Elli
- 144 Iduna
- 146 Klaar
- 148 Liliom
- 149 Lys
- 150 Nunos
- 152 Portello
- 154 Prismo
- 156 Tampa / Troy
- 158 Toveri
- 160 Bondi
- 162 Columna
- 164 Kalia
- 166 Tico
- 168 Toveri Dining

170 Accessories

- 172 Overview accessories
- 174 Cosy Cushions
- 175 Cushion Lusso
- 176 Amund
- 178 Frame
- 180 Patio
- 182 Patna
- 184 Valleys

- 186 Overview footstools
- 189 Amulet

190 Product information

- 192 Index
- 193 Icons
- 194 Your Leolux in the best condition
- 196 Service and warranty
- 230 Materials
- 244 Leolux Centers

Purely personal - At Leolux, we take pride in focusing all our attention on realising your dream interior. Because our dream is to create a world filled with beautiful and special interior design ideas. A dream that has persisted over three generations. Which is why our family company has been building contemporary furniture to order for enthusiasts across the world since 1934. Enthusiasts like you.

Every day, we combine the expertise of designers with the artisan skills of our people and the most advanced technology. In this way, we produce a piece of furniture that perfectly reflects your personal wishes. You don't need to compromise on anything.

We believe in visionary craftsmanship. The detail and finish of every item of our furniture is a true reflection of our craftsmen's focus and expertise, passed on from generation to generation. They produce flawless quality products from simply stunning materials. Each item of furniture is in perfect balance. Pure design that is made especially for you.

Sebastiaan Sanders
The 3rd-Generation CEO and owner

Discover Leolux





90

leolux

SINCE 1934

Venlo, 1934. A stone's throw from the river Maas, the Zuid-Nederlandse Clubmeubelfabriek is officially established. A small-scale factory, making traditional club furniture with a compact team. In 1948, brothers Jan and Ton Sanders buy the small company.

In the years that follow, they become fascinated by design from Italy and Scandinavia and decide to develop a collection with models based on that style. They name that collection 'Leolux'.

Soon, the Leolux collection gains popularity. Traditional club furniture increasingly fades into the background. Together with the young designer Harry de Groot, the Sanders brothers further develop Leolux into a renowned brand.

The second generation, Jeroen Sanders and Johan van Beek, continue this upward trend impressively. Their visionary entrepreneurship takes Leolux to the international top in the 80s and 90s.

A lot has changed in the past 90 years. But a lot hasn't either. Even now that the third generation has taken over, the craftsmanship of our people is at the heart of every product. Technology and innovation opened up new possibilities, but the human factor remains present throughout the entire creation process. Because every Leolux is the product of everything that makes us human: intuition, inspiration, nature, creativity and feeling.

Leolux Experience Center Breukelen



There's no better place to discover the world of Leolux than the Leolux Experience Center in Breukelen, just off the A2 motorway between Utrecht and Amsterdam. This striking gold-coloured building is a cornucopia of design inspiration – but that's not all there is to see.



You're welcome to spend as long as you like in our new showroom, completed in late 2022 by our art directors and styling department. You can see and try all our designs, and decide which is right for you.

You can rely on our advisors to tell you exactly what the possibilities are, and explain the unique ways to combine items from our collection. If you'd like to make an appointment and get detailed advice, it's a good idea to bring photos, a floorplan, and samples from your existing interior so we can tailor our recommendations to your needs.

A voyage of discovery

The showroom at the Leolux Experience Center is impressive in itself, but there's lots more to experience. Our hospitality corner offers high-quality refreshments and conversation, and elsewhere in the building you can find out about our company's rich history and unrivalled expertise, and the different materials we use in our furniture.

Pode and Évidence

Did you know that we have two other beautiful collections apart from Leolux? Our sister brands Pode and Évidence are also on display in Breukelen, and we strongly recommend having a look at them as you tour the building.

We look forward to seeing you!

Our team of expert advisors can't wait to meet you at the Leolux Experience Center, and they'll do everything they can to ensure your needs are met. You're welcome to visit at any time without an appointment, but we do recommend making one via our website if you'd like a more detailed design consultation with a Leolux specialist. See you in Breukelen!

Introducing Studioepepe



During Milan Design Week 2023, Leolux presented itself at two locations: at the artistic venue Alcova, and at the Salone del Mobile fair. The new Lunetta sofa, designed by Studioepepe, was in the spotlight on both stands. We spoke to the founders of the Milan studio, designers Arianna Lelli Mami and Chiara Di Pinto, to find out more about their firm and the products it's designing for Leolux.





We love mutually reinforcing contrasts

Complementary

"The work we do is very personal to us," Lelli Mami states. "We love mutually supporting and reinforcing contrasts, and because we work as a duo, these come easily to us. We engage in a lot of dialogue with each other and the team, which gives us valuable insights. If you work together as designers, it's important to be complementary, and not just clones of each other. That's the case with us. Chiara is very good at developing spaces and ideas, and she never gives up: she'll do everything she can to make sure a project succeeds. "Arianna has an unerring sense of proportion in the relationship between an object and its surroundings," says Di Pinto. "And she's also the more diplomatic one, so she's good at reconciling different people's interests. We have a perfect rapport, partly because we're following a shared path. We grew up in the same visual landscape, and we have the same frame of reference, not just in design, but also in everyday life, travel and things like that. We have a common cloud of inspiration that we can draw on at any time."

Contrast in balance

"We feel it's very important to design things that are sculptural and timeless," Lelli Mami says. "That makes people want to keep them, which is the ultimate in

sustainability. When we design something, we never start purely with the object itself: we begin with its story, and its relationship with its users and surroundings. Our products for Leolux are no exception. "Right from the outset, the idea was to design objects that work well with one another, and we submitted several proposals. If you look at both products side by side, the Lunetta and Patio, you'll see that we don't like hard boundaries. Each product strikes a balance between graphic and organic, hard and soft. That's the thread running through both designs."

Openness

Lelli Mami says Studiopepe's first collaboration with Leolux went well. "We knew who they were, but we learned a lot about the brand while working with them. Their production facilities were impressive, and the company's history was very interesting. It's always nice to work for non-Italian brands, because you have a different vision of products and materials. "It's not that far from Milan to Venlo, but you're still bringing different cultures together to an extent. We really liked Leolux's openness and the way they embraced our ideas. They never said a flat-out no, and always tried them out to see if they worked. It was really good to experience the company's passion."



Introducing Kaschkasch

The lounge armchair Kudo is Leolux's first collaboration with the Cologne design duo kaschkasch. Florian Kallus and Sebastian Schneider founded their studio in 2011. They designed over a hundred products for many German and international clients in furniture, lighting and much more. Yet Kudo is an outright first.



First armchair

Visiting the studio in Cologne's Zollstock district, Florian and Sebastian tell us that Kudo is also a baptism of fire for them. "Interestingly enough, this is the first armchair we have designed. We have made one-seaters as a derivative of a sofa programme before, but never a lounge armchair like this one. So Kudo is a design we have always wanted to make. Really a lounge chair in the classic typology, with a matching footstool to go with it."

Attractive but not noisy

Kudo became a real kaschkasch design. "If you look at our designs, you will see that they are all somehow reduced to the essence. We are always looking for an attractive form without being too noisy. That 'reduced' design gives room for intuitive usability. You always see very clearly in our designs the essence of the purpose for which they were developed. In this case, that is ergonomics, and seating comfort. But at the same time, the design should not become emotionless. We are always juggling these parameters during the design process."



Design from the essence



Experiencing peace and space

At one point, Sebastian and Florian knew they had found the basic shape for their Leolux armchair. "We were working on the shell and upholstery and then suddenly there was this 'offset', this difference between the edge of the shell and the cushion. We stood looking at it in the studio and knew immediately. We had found the concept for this chair. It gives the armchair a soothing, casual character. The cushion has all the space it needs to lie quietly in the shell."

Eye level

Kudo is kaschkasch's first armchair and also its first collaboration with Leolux. A collaboration at eye level, according to Florian and Sebastian. "It felt very natural to work with Leolux. Very unassuming and accessible. We had hoped for that beforehand and fortunately it turned out that way. And besides, the craftsmanship is everywhere. In production but also outside it. Every time we came to Venlo for a meeting, the new models were ready. Prepared down to the last detail, so that we could really concentrate on our job: perfecting the design. Then each time you take a nice step and you see that the model is getting further and further along. And if you look back now, you see that Kudo really has travelled quite a journey. To an armchair where we are proud of every detail."

Masters in form and function



Jan Armgardt



Beck Design



Gino Carollo



Axel Enthoven



Stefan Heiliger



kaschkasch



Studiopepe



Hugo de Ruiter



Frans Schrofer



Studio Truly Truly



Gerard Vollenbrock



Christian Werner



Sylvain Willenz



Hanne Willmann

Bringing together people from a range of creative disciplines is Leolux's real strength. Craftsmen, product developers, artists, stylists and photographers all play a role. However, the process starts in the mind of the freelance designer, the visionary who shapes his/her dreams about lifestyle. Meet the designers of the new pride in your interior.

Product development

Every Leolux model starts as a design by one of our designers. The Product Development department at Leolux develops such a concept into a fully fledged product. The first step is to test all designs against numerous criteria, such as aesthetics, quality, comfort and character. The key question here is: is this a design that will appeal to existing and new Leolux fans?


If the design passes this stringent test, it's time for the next step: developing a digital 3D model. Based on this model, we build a prototype. And that's all done by hand, without work instructions or templates. These are produced later based on the prototype. That's why building such a first model is a special skill; a craft in which experience and invention go hand in hand.

The first prototype is just the beginning. The Leolux design team meets every week to discuss progress, with the designer also regularly joining the meeting. Together, they assess each evolution of the model for all kinds of features. From comfort and design to the mechanics and any additions in the programme. And they also look at producibility: can the furniture be produced well and efficiently in the factory? We use all that feedback to hone the model (sometimes literally) until it is perfect.



For a more sustainable world

Leolux makes products with a long lifespan. For us, that sustainable product is the basis for responsible entrepreneurship. But Leolux goes further. Our aim is a more beautiful world for the next generations. And we want to tell you how we are trying to achieve this.



The leather from Leolux comes exclusively from certified tanneries. For an animal-free lifestyle, however, you can also opt for 'artificial leather'.

Local bespoke production

Leolux is based in Venlo, the Netherlands. A second production site is in Szolnok, Hungary. Within our production process, we continuously work on reducing our environmental impact. This is expressed in numerous initiatives: cleaner production methods, more efficient machines, less use of materials, solar panels, more energy-efficient buildings and cleaner trucks. Furthermore, our production process produces very little waste. And the minimum quantities of residual materials are reused wherever possible.

Responsible materials

Your Leolux is made from sustainably produced beech wood. We are also well on our way to getting full (PEFC)

certification for other wood types. Furthermore, we only use certified foam types with a very long lifespan. And we use our waste to produce our own 'Eco-fill' cushion filling.

Leather and fabric

All partner tanneries with which we work account for their leather production methods through certifications. Our fabrics are certified according to the standards of Oeko-Tex, Greenguard, EU Ecolabel or even Cradle to Cradle.

Responsible choices

Furthermore, we offer a series of materials that reflect your sustainability wishes. We call them our 'Responsible choices' and your Leolux adviser will be happy to tell you more.

35 years of Pallone



Pallone's gaze is always forward. An icon of progressiveness, on which time seems to have no hold. This year, the armchair celebrates its 35th anniversary. And even after all these years, the design once again takes an innovative turn, with the introduction of the new Pallone Soft Seasons series.



Designer Roy de Scheemaker of studio Mazairac and Boonzaaijer designed the friendly balloon chair Pallone in 1989 for the education project 'The House of the Future'. That project showed how smart technology could become part of our daily lives. Leolux developed the prototypes for the project and saw the potential of the design. And so the Venlo-based company perfected not only the shape but also Pallone's seating comfort, making it a fully-fledged Leolux product.

A year later, Pallone debuted in the collection and over the course of 35 years, the armchair became a true favourite. It showed itself to be

quite a chameleon; it wore the brightest colours, but also appeared in modest single-colour versions. Different sizes and even a two-seater version were made, as well as themed editions such as Pallone Limited, Pallone Family and Pallone Paradise.

To celebrate the 35th anniversary of this icon, Leolux now presents Pallone Soft Seasons. A premiere, as this is the first Pallone series ever with a seat upholstered in fabric. The six combinations, created by Studio Truly Truly, are named after the colour changes brought about by the rotation of our planet and the softness of the Robou fabric on the seat.


Choosing your new Leolux is a purely personal process. And for the craftsmen in the Leolux factory, making your new furniture is just as personal. Every day, they put their passion and expertise into each product. Because, although it goes hand in hand with the most advanced technology, furniture is always people work.



Hands On

Sorting foam — The foam determines the comfort of your furniture. Every model therefore has a specific mix of different foam densities so that you sit comfortably. All the foam parts are cut to order. They are then sorted per order and delivered as parcels to the production.

Frame construction — Wood is a lovely, natural construction material, which we have enjoyed using for over 90 years. Our totally new computer-controlled woodworking department makes all the wooden parts to order. This means we only use the material that is required for the furniture. The frame constructors put all the parts together to create a solid, sustainable structure.



Making furniture is people work

Preproduction — The sorted foam parcels and the frame come together in the Preproduction department. This is where the contours and seating comfort of your Leolux furniture are created.

Cutting upholstery — Most fabrics and leathers are cut in a computer-controlled process. Nevertheless, the expertise of our craftsmen is still indispensable here. Particularly when it concerns patterned fabrics. The most delicate or special materials are still cut by hand.



Leather inspection — Leather is a beautiful natural product with lovely imperfections that give the material character. But the quality must obviously not be compromised. The leather is only turned into a furniture cover after it is approved by our leather inspectors.


Workshop — In the workshop, the furniture upholstery takes shape. All loose fabric and leather parts are carefully stitched together. Obviously, a lovely decorative stitching or a different-coloured thread is no problem at all.

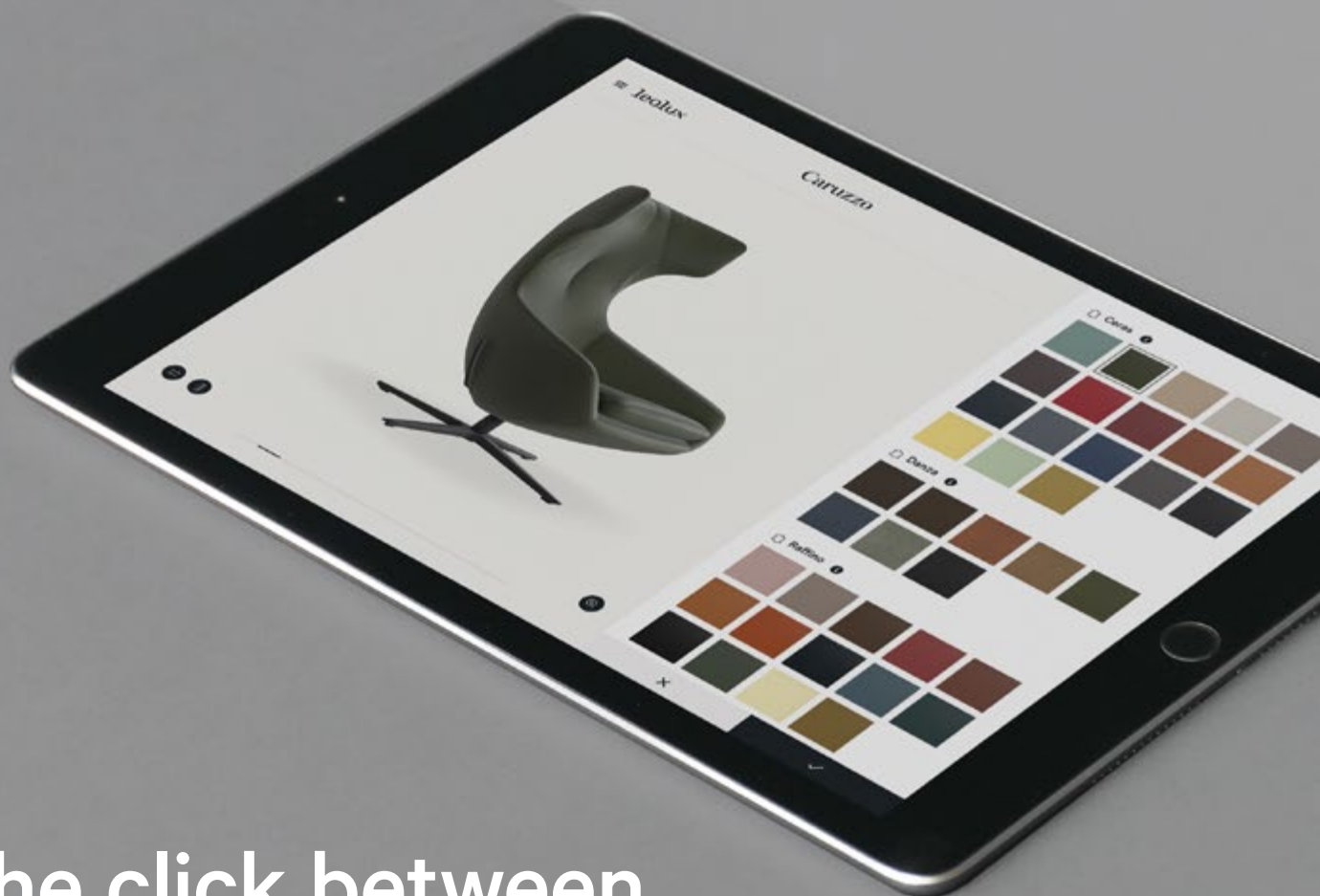


The hands that make your Leolux

Lacquering — All parts that are lacquered, stained or powder-coated are given their colour in our own Lacquering department. A lot more happens here than just lacquering, because a perfect finish requires several rounds of sanding.

Upholstering — In the hands of our upholsterers, the frame, cover and all the other parts come together to form the final product: your new Leolux. Sometimes with strength, and sometimes with extreme finesse, they make your interior dream complete.






The click between you and Leolux

In the journey of discovery to a new piece of furniture, the Leolux Creator is a welcome guide. With this online product configurator, you can virtually design any Leolux product on your computer, tablet or smartphone. No version is too out there. With a simple mouse click or tap, you give your own twist to any model and any detail. Recently, the Leolux Creator also received an extensive update. Now, it is even easier to assemble the perfect true-to-life Leolux furniture.

Previously, the Leolux Creator was only available on your laptop or tablet. But now you can put together your ideal Leolux furniture on your smartphone too. So, have you had inspiration for your next sofa or armchair while you're out and about? Go to the Creator and make your ideas visible!

What piece of furniture will you create today?
Find out on creator.leolux.com



Leolux Visitor Center

In our production site in Venlo, you experience why a Leolux is such a quality product. Each step in the production process has its own charm. And we'd be delighted to demonstrate all of this during a tour of the Leolux Visitor Center.



A visit to the Leolux production site gives you the opportunity to experience how all those individual choices from design lovers across the world are translated into the most stunning furniture. You'll discover the production process step by step, following the same route as the furniture. Sometimes via skybridges, but also often from close quarters.



A Leolux sofa is a great match for every contemporary interior, as a centre-piece or as a place to relax for the whole family. As comfort plays an important role in the Leolux philosophy, almost all Leolux designer sofas come with additional options: adjustable backs and seats, higher legs, or extra firm or extra soft. Select your own comfort, with colours and upholstery to match your requirements. A leather sofa or do you prefer a sofa upholstered in fabric? You can even choose the stitching colour from the extensive Leolux collection.

Sofas

Overview Sofas



Bellice

Design: Beck Design
Inspiration – p. 26
Info – p. 198



Bora Balanza

Design: Axel Enthoven
Inspiration – p. 32
Info – p. 202



Bora Bora / Bora Bèta

Design: Axel Enthoven
Inspiration – p. 34
Info – p. 202



Devon

Design: Jan Armgardt
Inspiration – p. 36
Info – p. 203



Enna

Design: Hanne Willmann
Inspiration – p. 38
Info – p. 204



Flint

Design: Beck Design
Inspiration – p. 42
Info – p. 205



Lindo

Design: Christian Werner
Inspiration – p. 46
Info – p. 206




Loya

Design: Studio Truly Truly
Inspiration – p. 48
Info – p. 207



Lunetta

Design: Studiopepe
Inspiration – p. 54
Info – p. 208



Mayon

Design: Christian Werner
Inspiration – p. 58
Info – p. 208



Naila

Design: Hanne Willmann
Inspiration – p. 60
Info – p. 209



Ponton Next

Design: Braun & Maniatis
Inspiration – p. 64
Info – p. 210



Pulla

Design: Studio Truly Truly

Inspiration – p. 66

Info – p. 211



Rego

Design: Gino Carollo

Inspiration – p. 70

Info – p. 212



Tango

Design: Jan Armgardt

Inspiration – p. 76

Info – p. 213



Bellice

Design: Beck Design, 2017

More info – p. 198





Bellice

Design: Beck Design, 2017

More info – p. 198





Bellice

Design: Beck Design, 2017
More info – p. 198



Bora Balanza

Design: Axel Enthoven, 2016

More info – p. 202









Bora Bora / Bora Bèta

Design: Axel Enthoven, 1983

More info – p. 202

Devon

Design: Jan Armgardt, 2018
More info – p. 203







Enna

Design: Hanne Willmann, 2022

More info – p. 204





Enna

Design: Hanne Willmann, 2022

More info – p. 204





Flint

Design: Beck Design, 2019

More info – p. 205



Flint

Design: Beck Design, 2019

More info – p. 205









Lindo

Design: Christian Werner, 2020

More info – p. 206



Loya

Design: Studio Truly Truly, 2024
More info – p. 207





Loya

Design: Studio Truly Truly, 2024

More info – p. 207



Loya

Design: Studio Truly Truly, 2024

More info – p. 207



Loya

Design: Studio Truly Truly, 2024

More info – p. 207





Lunetta

Design: Studiopepe, 2023
More info – p. 208





Lunetta

Design: Studiopepe, 2023

More info – p. 208



Mayon

Design: Christian Werner, 2012
More info – p. 208









Naila

Design: Hanne Willmann, 2023

More info – p. 209



Naila

Design: Hanne Willmann, 2023
More info – p. 209





Ponton Next

Design: Braun & Maniatis, 2008/2014
More info – p. 210





Pulla

Design: Studio Truly Truly, 2021
More info – p. 211





Pulla

Design: Studio Truly Truly, 2021
More info – p. 211







Rego

Design: Gino Carollo, 2020

More info – p. 212





Rego

Design: Gino Carollo, 2020
More info – p. 212





Rego

Design: Gino Carollo, 2020

More info – p. 212





Tango

Design: Jan Armgardt, 1984
More info – p. 213



An iconic element for your living room or a functional piece of furniture that completes your seating area? Leolux armchairs come in all shapes and sizes. From expressive to subtle. And almost all are fitted with functions to make sitting even more comfortable. Even if you are somewhat taller or shorter than average.

Armchairs

Overview armchairs




Anton

Design: Studio Truly Truly
Inspiration – p. 82
Info – p. 213



Caruzzo

Design: Frans Schrofer
Inspiration – p. 84
Info – p. 213



Cream

Design: Studio Truly Truly
Inspiration – p. 88
Info – p. 214



Kikko

Design: Hugo de Ruiter
Inspiration – p. 92
Info – p. 214



Kudo

Design: kaschkasch
Inspiration – p. 94
Info – p. 214



Lanah

Design: Christian Werner
Inspiration – p. 96
Info – p. 215



Lloyd

Design: Gino Carollo
Inspiration – p. 98
Info – p. 215



Mayuro

Design: Christian Werner
Inspiration – p. 100
Info – p. 215



Mimas

Design: Martin Ballendat
Inspiration – p. 101
Info – p. 216



Pallone

Design: Boonzaaijer / Mazairac /
De Scheemaker
Inspiration – p. 102
Info – p. 216



Papageno

Design: Jan Armgardt
Inspiration – p. 106
Info – p. 216



Parabolica

Design: Stefan Heiliger
Inspiration – p. 108
Info – p. 217



Scylla

Design: Gerard Vollenbrock

Inspiration – p. 110

Info – p. 217



CASTELLANI
CASTELLANI
FOOD + DESIGN
Das Bauhaus
Innen Stadt Außen



Anton

Design: Studio Truly Truly, 2021

More info – p. 213



Caruzzo

Design: Frans Schrofer, 2015

More info – p. 213





Caruzzo

Design: Frans Schrofer, 2015

More info – p. 213







Cream

Design: Studio Truly Truly, 2020

More info – p. 214



Cream

Design: Studio Truly Truly, 2020

More info – p. 214







Kikko

Design: Hugo de Ruiter, 2000

More info – p. 214



Kudo

Design: kaschkasch, 2022

More info – p. 214





Lanah

Design: Christian Werner, 2020

More info – p. 215







Lloyd

Design: Gino Carollo, 2018

More info – p. 215



Mayuro

Design: Christian Werner, 2013

More info – p. 215



Mimas

Design: Martin Ballendat, 2021

More info – p. 216





Pallone

Design: Boonzaaijer / Mazairac / de Scheemaker, 1989

More info – p. 216



Pallone

Design: Boonzaaijer / Mazairac / de Scheemaker, 1989

More info – p. 216



Pallone

Design: Boonzaaijer / Mazaïrac / de Scheemaker, 1989
More info – p. 216



Papageno

Design: Jan Armgardt, 1993

More info – p. 216







Parabolica

Design: Stefan Heiliger, 2009

More info – p. 217



Scylla

Design: Gerard Vollenbrock, 1996

More info – p. 217





Viewpoint Collection

leolux

LEOLUX VIEWPOINT COLLECTION

If you want to control the future, you must have the courage to look ahead. Take initiatives that explore new ground and observe the world from a different angle. This is why Leolux is introducing the Viewpoint Collection. To put products, processes and ideas in a different light and discover new paths.

The Leolux Viewpoint Collection includes products with a story. Think of experiments, one-off art projects or material studies. Sometimes we look for a new interpretation of an existing model. We use alternative materials and look for shapes which give the design a new dimension. But we also develop pieces specially for this collection. They all have one element in common: they offer a new look at the world we live in.

For this collection, we look for new collaborations. For example the glassworks of the Dutch Glass Museum. Or with Flock Techniek, a company that specialises in the coating technique 'flocking'. We also join up with artists to translate their vision on interior design and lifestyle into a unique product. In the coming years, we will continue to develop this collection, to discover and explore. And we invite everyone to join us on this journey.

BRAM

Artist and designer Bram Vanderbeke lives and works in the Belgian city of Ghent. He creates architectural objects with a distinctive aesthetic and sense of materiality, self-contained works of art that are also functional. This balance is achieved by examining the ways in which the pieces interact with their users and environment.

Materials are particularly important in Vanderbeke's work, and he has explored the properties and potential of recycled cast aluminium specifically for the Leolux Viewpoint Collection. The result is the BRAM Alu Stool, whose raw, unpolished metal finish deliberately draws attention to itself without being gimmicky.

The stool can also be used as a small table. Its three sturdy legs connected in a triangle give it a slightly tapered form, so you can stack it in one of two ways: either piled vertically, or twisted slightly so that the legs fit together.

Vanderbeke says stacking is an essential aspect of his work's architecture. Most buildings consist of elements placed atop one another, giving them a rhythm that repeatedly connects them with their surroundings.



BRAM

Design: Bram Vanderbeke, 2023
Crafted from cast aluminium



Crafted from cast aluminium
Photography: Studio Truly Truly







BRAM

Design: Bram Vanderbeke 2023

Photography: Yuta Sawamura, Chiara Catalini

KLAAR

The glass occasional table, Klaar, is a collaboration between Leolux, Studio Truly Truly and the Dutch Glass Museum in Leerdam. Klaar adds a new form of craftsmanship to our collection, which is very close to our hearts. Because there are many similarities between glassblowing and producing furniture in the way that Leolux does. Expression plays a significant role in the product and elements such as technology, teamwork and experience are essential for both processes.

Nevertheless, glassblowing is a process with a unique character. It is more explosive, a performance in which function, timing and precision come together. This is all because of the nature of the material. Glass is dissolute, it never lets itself be totally controlled. Under the influence of temperature, heat and movement, it chooses its own way. And that's exactly where the charm lies. Even when you always use the same quantities and colours, the pattern and colour gradient of each table are unique.

Studio Truly Truly designed three colour schemes for Klaar. Mottle is really intended as an eye-catcher with multiple distinct colours. This combination truly feels like a piece of art. The Lapis version combines different tints of blue. Some are transparent, while others are not. The result is slightly less complex in terms of colours, but the transparency effect is stunning. Finally, there's Nougat, with its natural tints. White, almond, creamy; for a soft and modest look. But whichever colour you go for, the transparent glass is the 'carrier'. There's a layer of transparent glass between each layer of colour, so the colours seem to float. You see that very clearly when you look at the tables from an angle.



Klaar

Design: Studio Truly Truly, 2020

Mouth-blown at the Dutch Glass Museum Leerdam

32 x 38 x 32 cm

Photography: Pim Top



Mouth-blown in the glassworks of the Dutch Glass Museum Leerdam
Photography: Chiara Catalini







Klaar 'Lapis'
Photography: Chiara Catalini

CREAM VELVET TOUCH

Every good design has a contrast, a contradiction that evokes tension. In the original design of Cream, that's the combination of the hard wooden shell and the soft upholstery. Cream Velvet Touch is a discovery of the way in which familiar materials can evoke a new sensation. Because, by applying a special 'flock coating' to the wood, the shell gets a velvet touch. A completely different experience. And the contrast? That shifts to an intense colour pallet.

This exclusive edition combines a special design with a unique finishing technique. On the shell, leg and control lever, a flock coating is applied. A technique with numerous applications. From motor sport to the most exclusive yachts and from printer components to perfume bottles. Often a flock coating is applied for practical considerations. It reduces friction and thus noise and heat, but it also absorbs light, minimising reflections. But the unique feel and tactility formed the basis for this special version of Cream.

Flocking starts with applying an adhesive layer to the surface to be treated. An electrostatic field is then created within which tiny fibres shoot back and forth. These fibres attach to the surface, forming a high-quality velvety coating.

For this version, Studio Truly Truly selected two colour combinations. Cream Velvet Touch Red has a particularly rich robin red shell and sophisticated Raffino Whale upholstery. Cream Velvet Touch Blue exudes an ambience of absolute individuality. The strong blue colour is reminiscent of Yves Klein Blue and gives the shell a stunning contemporary look. The thick, rich Negev leather in Seco colour gives this version body and a tangible strength.



Cream Velvet Touch 'Red'

Design: Studio Truly Truly, 2020

Base and shell in red flock coating

Photography: Pim Top



Applying the flock coating at Flock Techniek in Geldrop
Photography: Chiara Catalini







Cream Velvet Touch 'Blue'
Design: Studio Truly Truly, 2020
Base and shell in blue flock coating
Photography: Pim Top



Viewpoint Gallery

Would you like to see and experience the models in the Viewpoint Collection for yourself? Then visit the special Viewpoint Gallery at the Leolux Experience Center in Breukelen.

VIEWPOINT COLLECTION

KLAAR

STUDIO TRULY TRULY, 2020



LAPIS



MOTTLE



NOUGAT

CREAM VELVET TOUCH

STUDIO TRULY TRULY, 2021



RED



BLUE

BRAM

BRAM VANDERBEKE, 2023



ALU STOOL


VIEWPOINT COLLECTION 2024



Sitting should always be comfortable. This, of course, applies to the furniture in your living room, but also when seated at the table you deserve the comfort of a real Leolux. From a wonderful dining-room chair with armrests to a stylish chair for hours of comfortable lingering at the table; you're guaranteed to succeed with our tasteful collection of dining-room chairs.

Chairs

Overview chairs



Baani

Design: Sylvain Willenz
Inspiration – p. 118
Info – p. 217



Callas

Design: Frans Schrofer
Inspiration – p. 120
Info – p. 218



Caron

Design: Frans Schrofer
Inspiration – p. 122
Info – p. 218



Freyr

Design: Erik Munnikhof
Inspiration – p. 123
Info – p. 218



Gyon

Design: Christian Werner
Inspiration – p. 124
Info – p. 219



Mara

Design: Christian Werner
Inspiration – p. 126
Info – p. 219



Mime

Design: Gino Carollo
Inspiration – p. 128
Info – p. 219



Talos

Design: Scooter & Partners
Inspiration – p. 130
Info – p. 220



Tamarinde

Design: Frans Schrofer
Inspiration – p. 132
Info – p. 220





Baani

Design: Sylvain Willenz, 2022

More info – p. 217



Callas

Design: Frans Schrofer, 2015
More info – p. 218





Caron

Design: Frans Schrofer, 2018
More info – p. 218



Freyr

Design: Erik Munnikhof, 2003

More info – p. 218



Gyon

Design: Christian Werner, 2021

More info – p. 219





Mara

Design: Christian Werner, 2016

More info – p. 219







Mime

Design: Gino Carollo, 2019
More info – p. 219



Talos

Design: Scooter & Partners, 2006

More info – p. 220







Tamarinde

Design: Frans Schrofer, 2013

More info – p. 220

With a table you envision a central meeting place. A place for a delicious meal with friends, great conversation or quality time with a book or magazine. And you're entirely right in this. But a table can of course also be a handy side-table or a stylish coffee table. Whatever type of table you're looking for, you're in the right place with Leolux. You are very welcome to join us!

Tables

Overview coffee tables



BRAM

Design: Bram Vanderbeke
Inspiration – p. 138
Info – p. 220



Dice

Design: Studio Truly Truly
Inspiration – p. 140
Info – p. 221




Elli

Design: Hanne Willmann
Inspiration – p. 142
Info – p. 221



Iduna

Design: Beck Design
Inspiration – p. 144
Info – p. 221



Klaar

Design: Studio Truly Truly
Inspiration – p. 146
Info – p. 221



Liliom

Design: Beck Design
Inspiration – p. 148
Info – p. 222



Lys

Design: Beck Design
Inspiration – p. 149
Info – p. 222



Nunos

Design: Hanne Willmann
Inspiration – p. 150
Info – p. 222



Portello

Design: Patrick Belli
Inspiration – p. 152
Info – p. 223



Prismo

Design: Edward van Vliet
Inspiration – p. 154
Info – p. 223



Tampa

Design: Beck Design
Inspiration – p. 156
Info – p. 223



Toveri

Design: Studio Truly Truly
Inspiration – p. 158
Info – p. 224

Overview tables



Bondi

Design: A Design Studio
Inspiration – p. 160
Info – p. 224



Columna

Design: Hugo de Ruiter
Inspiration – p. 162
Info – p. 224



Kalia

Design: A Design Studio
Inspiration – p. 164
Info – p. 225



Tico

Design: Beck Design
Inspiration – p. 166
Info – p. 225



Toveri Dining

Design: Studio Truly Truly
Inspiration – p. 168
Info – p. 226



BRAM

Design: Bram Vanderbeke, 2023

More info – p. 220







Dice

Design: Studio Truly Truly, 2022

More info – p. 221



Eli

Design: Hanne Willmann, 2023

More info – p. 221





Iduna

Design: Beck Design, 2017

More info – p. 221





Klaar

Design: Studio Truly Truly, 2020

More info – p.221





Liliom

Design: Beck Design, 2010
More info – p. 222



Lys

Design: Beck Design, 2018

More info – p. 222



Nunos

Design: Hanne Willmann, 2022

More info – p. 222







Portello

Design: Patrick Belli, 2013

More info – p. 223



Prismo

Design: Edward van Vliet, 2017

More info – p. 223





Tampa

Design: Beck Design, 2019
More info – p. 223









Toveri

Design: Studio Truly Truly, 2021

More info – p. 224



Bondi

Design: A Design Studio, 2019

More info – p. 224







Columna

Design: Hugo de Ruiter, 2016

More info – p. 224

Kalia

Design: A Design Studio, 2012
More info – p. 225







Tico

Design: Beck Design, 2021
More info – p. 225



Tico

Design: Beck Design, 2021

More info – p. 225



Toveri Dining

Design: Studio Truly Truly, 2022

More info – p. 226



Each interior is a composition. A totality of elements, large and small, that together determine the ambiance. Your ambiance. For a sublime total look, Leolux offers you a wide selection of the most beautiful accessories. Create a beautiful basis with a high-quality rug and add the finishing touches with a stylish decorative cushion. Your interior only really feels complete with Leolux accessories.

Accessories

Overview Accessories



Cosy Cushions

Design: Studio KZ15

Inspiration – p. 174

Info – p. 226



Cushion Lusso

Design: Studio KZ15

Inspiration – p. 175

Info – p. 226




Amund

Design: Maghalie Doods

Inspiration – p. 176

Info – p. 227




Frame

Design: Studio Truly Truly

Inspiration – p. 178

Info – p. 227



Patio

Design: Studiopepe

Inspiration – p. 180

Info – p. 228




Patna

Design: Leolux

Inspiration – p. 182

Info – p. 228



Valleys

Design: Studio Truly Truly

Inspiration – p. 184

Info – p. 229



Cosy Cushions

Design: Studio KZ15, 2013
More info – p. 226



Cushion Lusso

Design: Studio KZ15, 2018

More info – p. 226





Amund

Design: Maghalie Doods, 2020

More info – p. 227






Frame

Design: Studio Truly Truly, 2021
More info – p. 227



Patio

Design: Studiopepe, 2023
More info – p. 228





Patna

Design: Leolux, 2018

More info – p. 228



Valleys

Design: Studio Truly Truly, 2023

More info – p. 229



Overview footstools



Anton

Design: Studio Truly Truly

Armchair – p. 82

Info – p. 213



Amulet

Design: Edward van Vliet

Info – p. 229



Bellice

Design: Beck Design

Sofa – p. 26

Info – p. 198



Bora Balanza

Design: Axel Enthoven

Sofa – p. 32

Info – p. 202



Bora-Bora / Bora-Bèta

Design: Axel Enthoven

Sofa – p. 34

Info – p. 202



Caruzzo (Forte)

Design: Frans Schrofer

Armchair – p. 84

Info – p. 213



Caruzzo (Fine)

Design: Frans Schrofer

Armchair – p. 84

Info – p. 213



Cream

Design: Studio Truly Truly

Armchair – p. 88

Info – p. 214



Devon

Design: Jan Armgardt

Sofa – p. 36

Info – p. 203



Enna

Design: Hanne Willmann

Sofa – p. 38

Info – p. 204



Flint

Design: Beck Design

Sofa – p. 42

Info – p. 205



Kudo

Design: kaschkasch

Armchair – p. 94

Info – p. 214



Lanah

Design: Christian Werner
Armchair – p. 96
Info – p. 215



Lindo

Design: Christian Werner
Sofa – p. 46
Info – p. 206



Lloyd

Design: Gino Carollo
Armchair – p. 98
Info – p. 215



Loya

Design: Studio Truly Truly
Sofa – p. 48
Info – p. 207



Loya

Design: Studio Truly Truly
Sofa – p. 48
Info – p. 207



Mayon

Design: Christian Werner
Sofa – p. 58
Info – p. 208



Mayuro

Design: Christian Werner
Armchair – p. 100
Info – p. 215



Naila

Design: Hanne Willmann
Sofa – p. 60
Info – p. 209



Pallone

Design: Boonzaaijer / Mazairac /
De Scheemaker
Armchair – p. 102
Info – p. 216



Ponton Next

Design: Braun & Maniatis
Sofa – p. 64
Info – p. 210



Pulla

Design: Studio Truly Truly
Sofa – p. 66
Info – p. 211



Pulla

Design: Studio Truly Truly
Sofa – p. 66
Info – p. 211



Rego

Design: Gino Carollo

Sofa – p. 70

Info – p. 212



Rego

Design: Gino Carollo

Sofa – p. 70

Info – p. 212



Scylla

Design: Gerard Vollenbrock

Armchair – p. 110

Info – p. 217



Amulet

Design: Edward van Vliet, 2017

More info – p. 229

A Leolux is all about feeling. It's about the look that conquers your heart and the comfort that always supports you. But you also know that every product that leaves our factory is a unique one. That is why we would like to give you an overview of the details and options to make your furniture personal.

Product information

Index

- 194 Your Leolux in the best condition
- 196 Service and warranty

Sofas

- 198 Bellice
- 202 Bora Balanza
- 202 Bora Bora / Bora Bèta
- 203 Devon
- 204 Enna
- 205 Flint
- 206 Lindo
- 207 Loya
- 208 Lunetta
- 208 Mayon
- 209 Naila
- 210 Ponton Next
- 211 Pulla
- 212 Rego
- 213 Tango

Armchairs

- 213 Anton
- 213 Caruzzo
- 214 Cream
- 214 Kikko
- 214 Kudo
- 215 Lanah
- 215 Lloyd
- 215 Mayuro
- 216 Mimas
- 216 Pallone
- 216 Papageno
- 217 Parabolica
- 217 Scylla

Chairs

- 217 Baani
- 218 Callas
- 218 Caron
- 218 Freyr
- 219 Gyon
- 219 Mara
- 219 Mime
- 220 Talos
- 220 Tamarinde

Coffee tables

- 220 BRAM
- 221 Dice
- 221 Elli
- 221 Iduna
- 221 Klaar
- 222 Liliom
- 222 Lys
- 222 Nunos
- 223 Portello
- 223 Prismo
- 223 Tampa / Troy
- 224 Toveri

Tables

- 224 Bondi
- 224 Columna
- 225 Kalia
- 225 Tico
- 226 Toveri Dining

Accessoires

- 226 Cosy Cushions
- 226 Cushion Lusso
- 227 Amund
- 227 Frame
- 228 Patio
- 228 Patna
- 229 Valleys
- 229 Amulet
- 230 Materials
- 244 Leolux Centers

Icons



Lower

This model is available with lower feet or armrests.



Higher

This model is available with higher feet or armrests.



Shorter seat depth

Available with a shorter or adjustable seat, or fitted with a thicker back cushion. Ideal for smaller users.



Longer seat depth

Available with a longer seat, or fitted with an adjustable seat. Ideal for bigger users.



Tilt

Armchair with a mechanism that enables you to adjust the tilt of the entire seat, forwards or backwards.



Adjustable backrest

The backrest can be adjusted as required– you can choose for a “lazier” or more upright position.



Swivel

Armchair with a mechanism that enables you to swivel the seat.



Adjustable arm and/or back parts

This model can be adapted to the mood of the moment by adjusting the arms or parts of the backrest.



Castors

Available with castors which enable you to move this seating concept around with even more ease.



Leather

This product is available in leather.



Fabric

This product is available in fabrics.



Lacquer

This product is available in various Leolux lacquer, stain or epoxy colours.



Your Leolux in the best condition

Our craftsmen incorporate the most beautiful
and best materials in your own item of furniture.
That's why our products have a long lifespan.

But with a little maintenance, you can keep your
Leolux in even better condition. Of course, we'd
like to tell you how best to do this. That's why
our website contains maintenance instructions
for all materials that we use. Check www.leolux.com
to keep your sofa, armchair, table or rug in
the very best condition!





Service and warranty

Leolux strives to provide you with a perfect product. Even so, something can always go wrong. After all, the making of a piece of Leolux furniture remains handmade. If something is not in order, we will correct it for you. And if something goes wrong at a later date, then the Leolux warranty provides reassurance.

If you experience a problem, your dealer is the first person to contact, however, you can also contact Leolux directly. You can contact our service department via the Leolux website. There you will find our complete warranty scheme, useful maintenance tips and the serveshop, where you can quickly and easily purchase small parts and maintenance products.

More information about service and maintenance: <https://www.leolux.com/support>



Bellice

Inspiration – p. 26

Design: Beck Design, 2017

A real beauty, versatile and inviting. Bellice brings together taste, ambiance and living styles thanks to the extensive range of options and timeless refinement of its finishing. You can see this in the hand-knotted decorative stitching and the loosely upholstered cushions, and you can feel it in the comfort.

The Bellice range is unique in terms of its possibilities. You can define the dimensions, comfort and versions exactly as you want them, so that they fit in every interior. Your own individual style determines the shape that Bellice takes.

Cushion width

Your Bellice starts with the seat width. This is the first decision you need to make before you choose the legs, arms, upholstery materials or colours. Bellice is available as an armchair, or as a sofa with two 70, 80, 90, 100, or 110 centimetre cushions. Virtually all these widths are also available for the modular elements. There are also the XL sofas sized 3 x 80 or 3 x 90 centimetres, as well as tables measuring 55 and 80 centimetres wide, which can be placed between or at the end of modular elements.

Comfort

Some people prefer a firm comfort; others love a soft comfort. Nothing is more personal than seating comfort. So when you buy a Bellice, you can choose from different levels of comfort for both the seats and the back cushions.



Medium

The medium comfort level has a foam core, supplemented with high-quality flock filling.



Semi-firm

With the option Semi-firm, you choose a filling that consists entirely of HR-foam.



Firm

This option has a filling of HR-foam with a higher density, making it the firmest of all comfort styles.



All upholstery will develop creases over time.

However, these creases are kept to a minimum in shape-stable cushions.

Arms

It may seem a mere detail, but when you see the different versions, you suddenly realise how much an arm changes the appearance of your sofa. So with the Bellice, you can choose from no fewer than five arm types: slim-low, slim-high, wide-low, wide-high and slim-adjustable.



Slim-low



Slim-high



Wide-low



Wide-high



Slim-adjustable

Base

Multiple base options are available for the Bellice. You have plenty of choice, from sleek to decorative; every leg or sledge base will give your sofa a different look. The Fino, Grazio and Sobrio legs, and the Anillo sledge base can be optionally lacquered or powder coated (epoxy).



Fino



Grazio



Sobrio

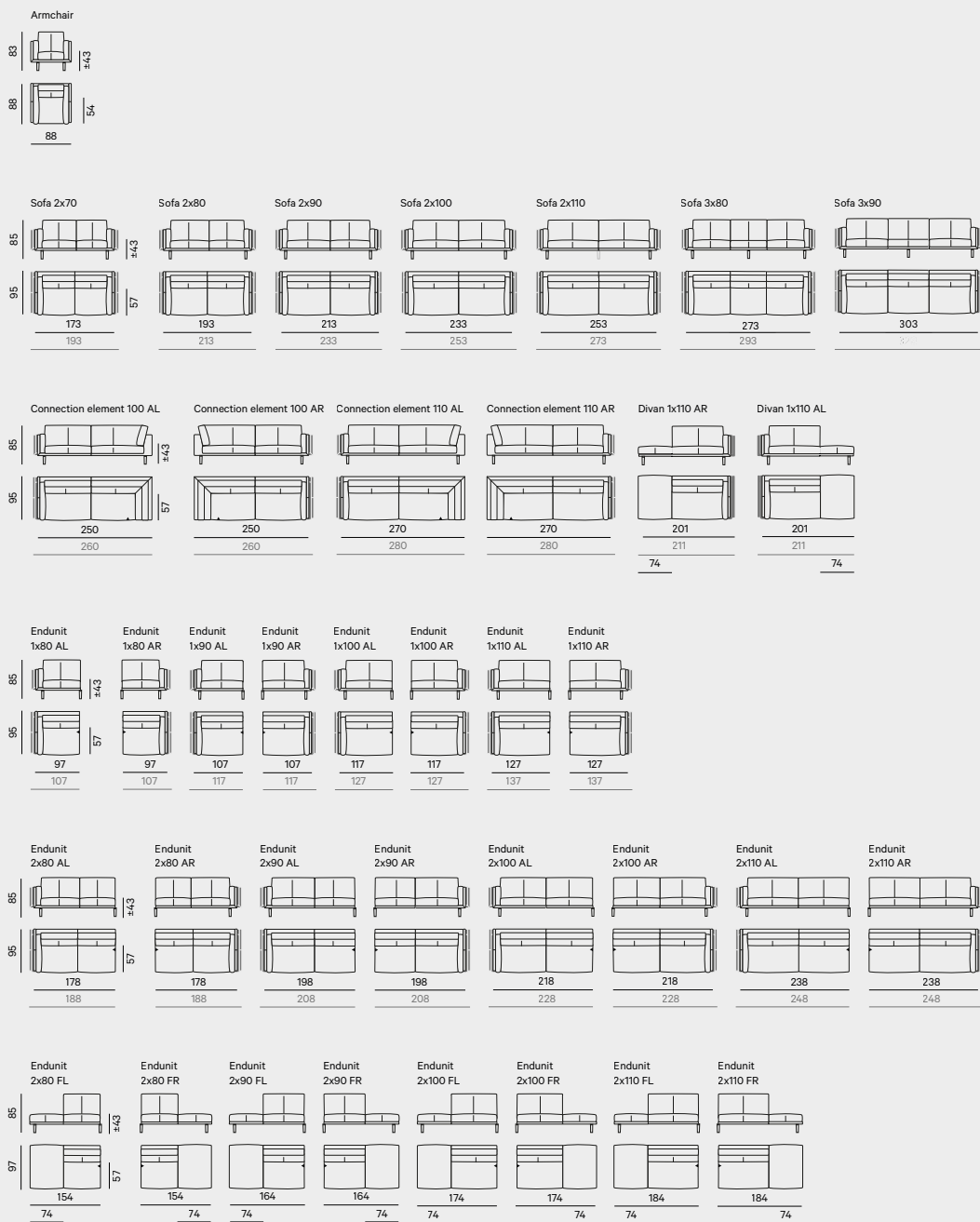


Anillo

Bellice

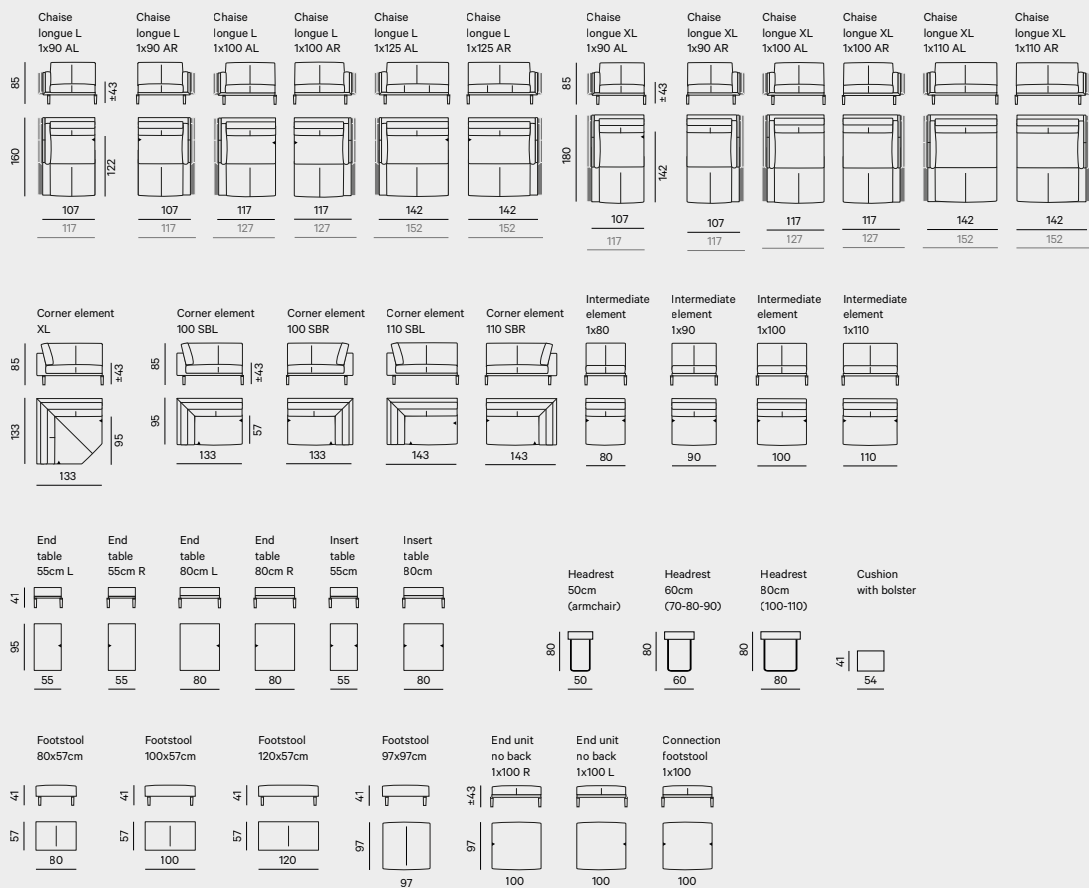
Inspiration – p. 26

Design: Beck Design, 2017

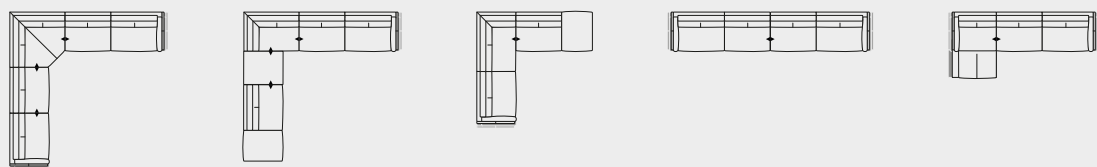


Bellice

Inspiration – p. 26
Design: Beck Design, 2017



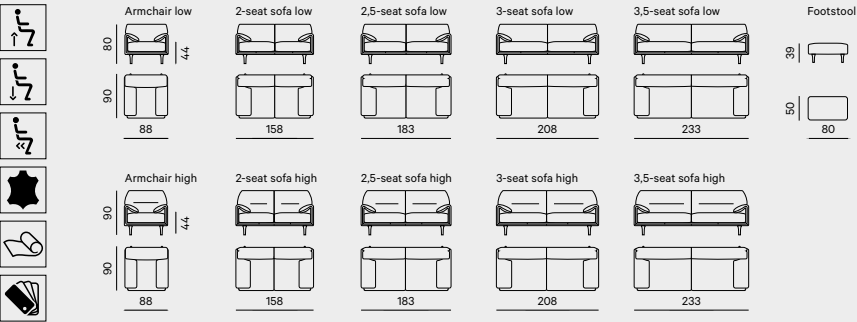
Examples



Bora Balanza

Inspiration – p. 32
Design: Axel Enthoven, 2016

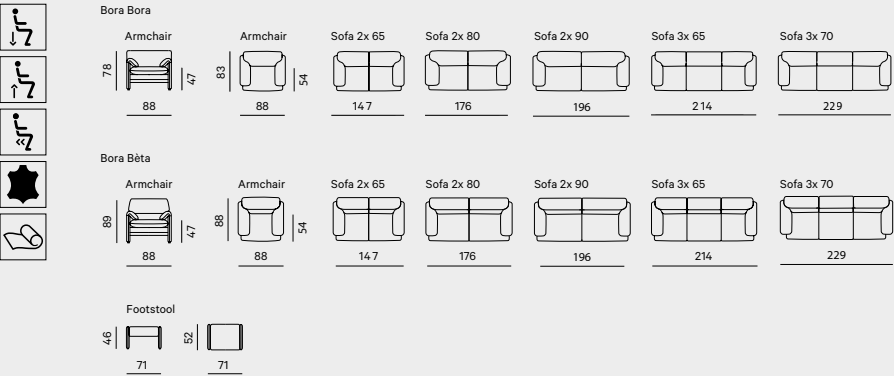
The connoisseur will immediately recognise that the inspiration for Bora Balanza is derived from the successful 1980s-era Bora series. However, designer Axel Enthoven used a completely new approach to the basic principle of comfort and hidden beauty, entirely in keeping with these times. The result is both comfortable and beautiful. A reborn Bora, in total balance.



Bora Bora / Bora Bèta

Inspiration – p. 34
Design: Axel Enthoven, 1983

The Boras were truly revolutionary at the time. The design was so light and subtle, it was simply unparalleled. Axel Enthoven created an interplay between forms, on which time has no influence. Bora Bora and the higher Bèta version are unchanged classics, with the soft arms and backs that mould themselves to your body offering extremely high comfort levels.



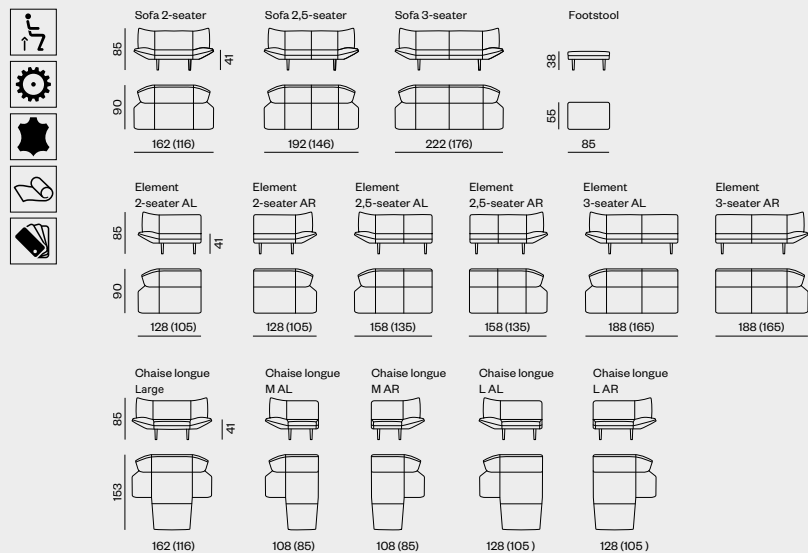


Devon

Inspiration – p. 36

Design: Jan Armgardt, 2018

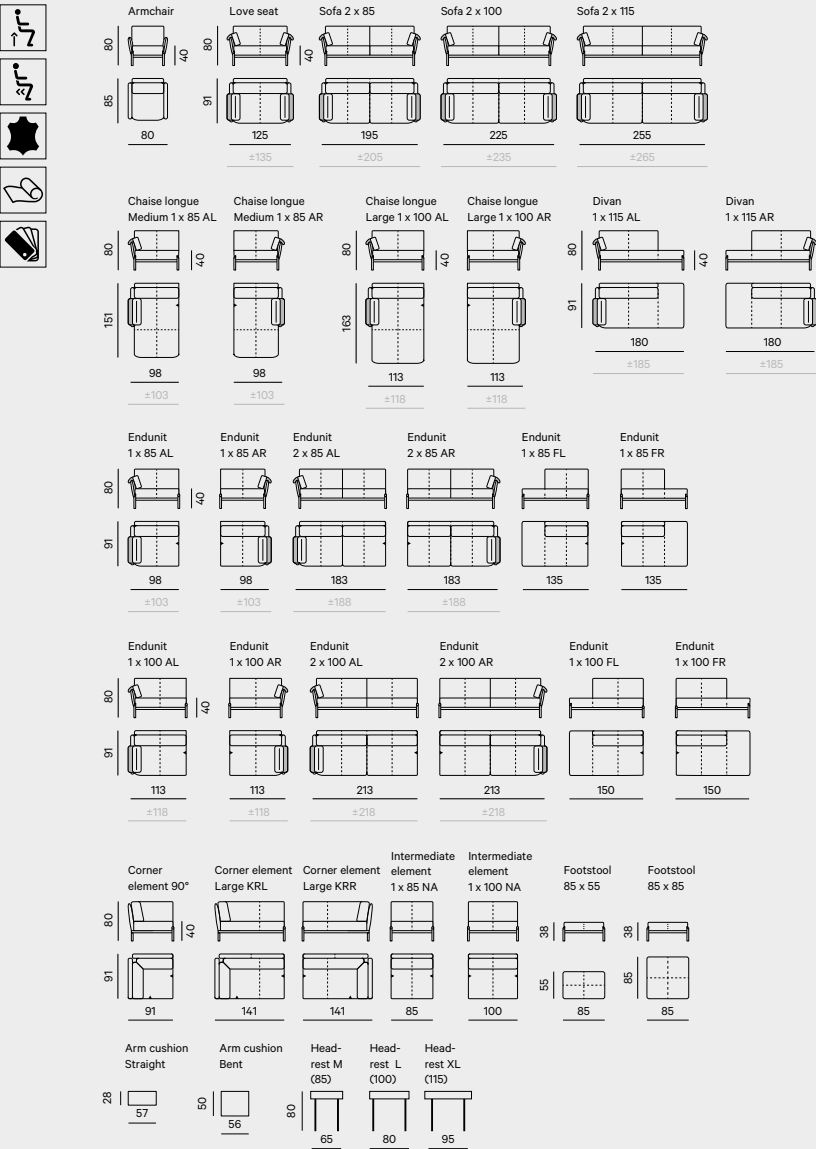
This sofa programme combines the design quality of Jan Armgardt with renowned Leolux craftsmanship. From an individual sofa or chaise longue to a generous modular set. Whatever you choose, every Devon version offers adjustability for creating the ultimate in comfort. The beautiful crafted details ensure that Devon is immediately recognisable as a true Leolux sofa, but with its own unique look.



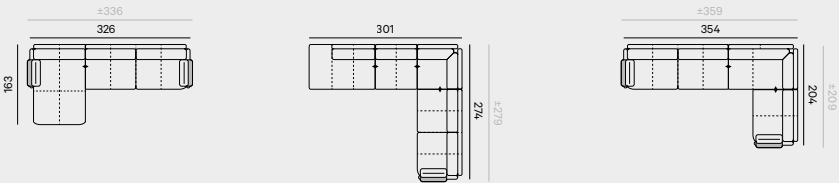
Enna

Inspiration – p. 38
Design: Hanne Willmann, 2022

With Enna you can use a wide range of sofas, divans and elements to create either generous or compact configurations. The elegant metal frame firmly holding the cushions in its grip is a typical feature and can be finished in any colour you could wish for. The ‘Bent’ arm cushions folded around the arms form a playful alternative to the ‘Straight’ arm cushions. Enna is the refreshing exponent of a new generation of designs.



Example



Flint

Inspiration – p. 42

Design: Beck Design, 2019

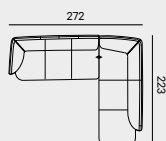
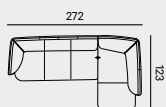
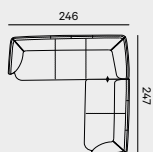
An extensive programme, with sofas, divans and modular elements to create large and small configurations. Such as a 90 degree corner or an exciting angled combination. The organic shapes of the seats and arms give Flint a friendly look, enhanced by its generous loose seating cushions. Flint is a bundle of energy, a strong design that demands its own place in your room.



	Sofa 2,5-seater	Sofa 3-seater	Sofa 3,5-seater	Footstool		
76						
92						
	193	218	243	87		
	Divan AL	Divan AR	Divan Large AL	Divan Large AR	Divan XL AL	Divan XL AR
76						
92						
	154	154	197	197	249	249
	Element 2,5-seater AL	Element 2,5-seater AR	Element 3-seater AL	Element 3-seater AR	Element 3,5-seater AL	Element 3,5-seater AR
76						
92						
	158	158	183	183	208	208
	Connection sofa Large AL	Connection sofa Large AR	Connection sofa Extra Large AL	Connection sofa Extra Large AR		
76						
92						
	246	246	271	271		
	Connection sofa Large FL	Connection sofa Large FR	Connection sofa Extra Large FL	Connection sofa Extra Large FR		
76						
89						
	197	197	222	222		
	Chaise Longue AL	Chaise Longue AR	Angled end element Large AL	Angled end element Large AR	Angled end element Extra Large AL	Angled end element Extra Large AR
76						
154						
	89	89	170	170	195	195



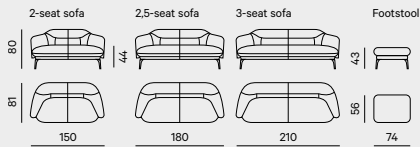
Example



Lindo

Inspiration – p. 46
Design: Christian Werner, 2020

The Leolux Lindo sofa is compact, while offering amazing comfort. The firm seat and slightly higher back offer perfect support. The integrated lower back cushion is beautifully accentuated by its recessed seam. And because everyone is different, Lindo offers height and depth options, enabling you to make further comfort refinements. For the upholstery, you can select different fabrics for the inside and outside.

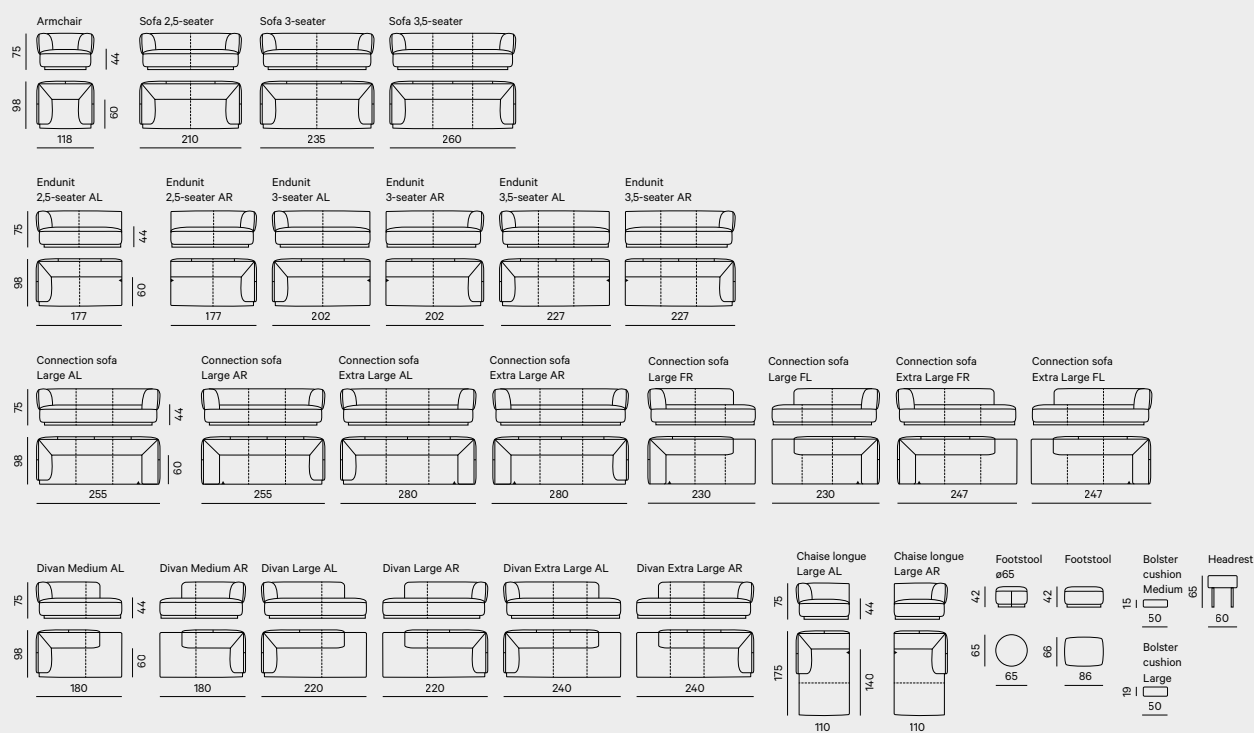



Loya

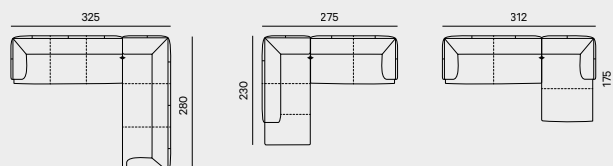
Inspiration – p. 48

Design: Studio Truly Truly, 2023

The Loya sofa is an open invitation to make yourself comfortable, elegantly crafted with exceptional attention to detail and combining generous proportions with an aura of total softness. Kate and Joel Booy of Studio Truly Truly based their design on what they call the ‘soft mass’ principle, imparting volume to a two-dimensional material. The sofa takes linear geometric forms and expands them into a composition of soft blocks, offering unparalleled comfort.



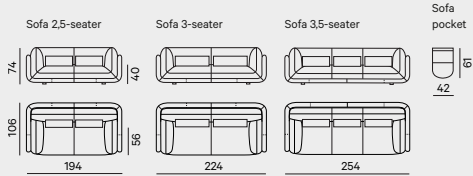
Example



Lunetta

Inspiration – p. 54
Design: Studiopepe, 2023

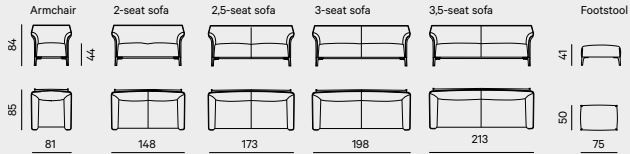
Lunetta is designed for relaxation, shaping itself to your position and fitting in with your lifestyle. When you sit down, it embraces you like a blanket, with the loose-filled arm cushions adapting instantly to your body. It's extremely comfortable, in a nonchalant kind of way.



Mayon

Inspiration – p. 58
Design: Christian Werner, 2012

The organic forms that characterise Christian Werner designs are what make Mayon an elegant item of furniture with crafted details. The integrated springs ensure that the flexible arms align themselves to your body. Each aluminium leg is a jewel that seems to have been created from the seat in a flowing movement, certainly if lacquered in a matching colour. The compact Mayuro armchair is a perfect design companion to the Mayon.

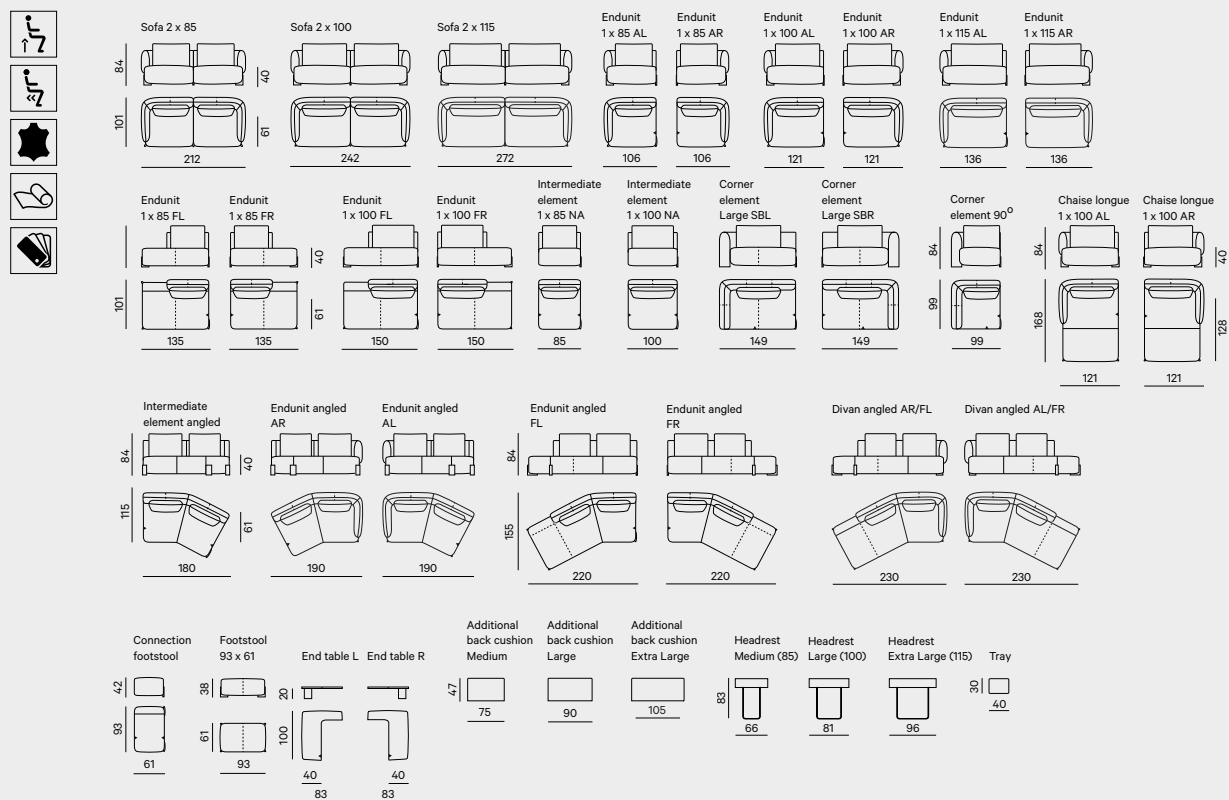



Naila

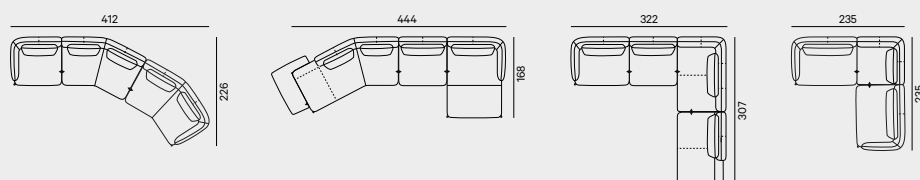
Inspiration – p. 60

Design: Hanne Willmann, 2023

Naila just invites you to sink into its embrace. The seat is a little lower and deeper for added relaxation – and if you appreciate attention to detail, this elegant design by Hanne Willmann will be right up your street.



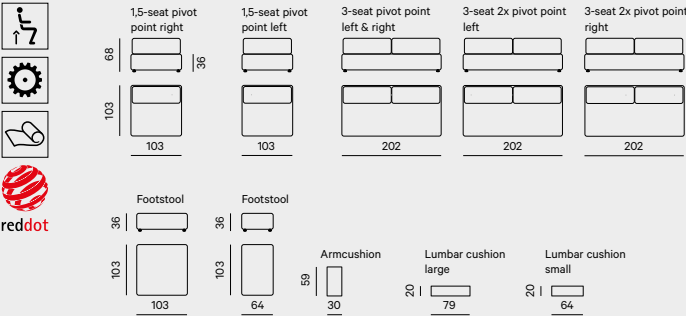
Example



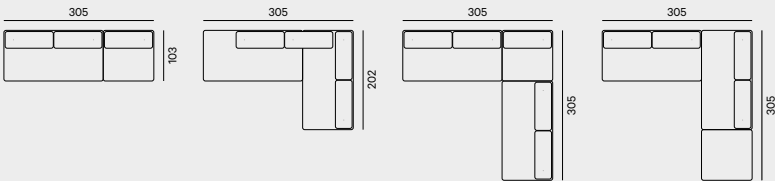
Ponton Next

Inspiration – p. 64
Design: Braun & Maniatis, 2008/2014

Revolving, sliding and matching; everything is possible with the Leolux Ponton. The cube elements invite you to enjoy endless experimentation. As the backs of the Ponton can be rotated in four positions, you can create comfortable nooks. Do you want to immerse yourself in a book while someone else watches a film? With Ponton everyone can create their ideal seating, all on the same item of furniture.



Example

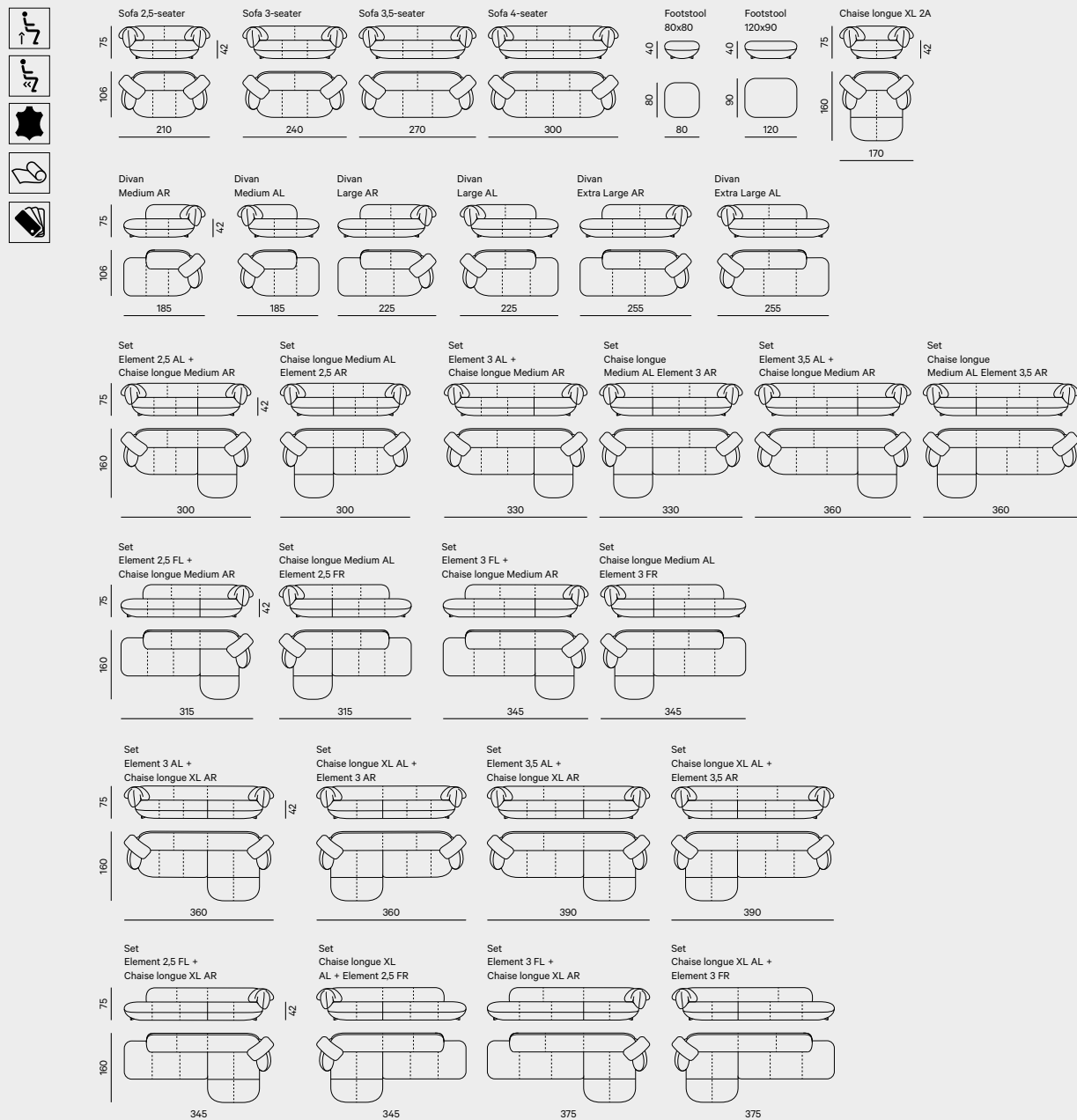


Pulla

Inspiration – p. 66

Design: Studio Truly Truly, 2021

Pulla is the result of a study into forms and materials and their relationship to the space in which they fulfil their function. The outcome of this search is a timeless sofa in which the lines and materials are interwoven. They merge to form a comfortable seating programme with a soft and low look and a larger seating depth. This looks stunning in large interiors but is just as suitable for intimate, more compact rooms.



Inspiration –p. 70
Design: Gino Carollo, 2020

The catalog displays various sofa and armchair models with their dimensions and optional features. The models are arranged in rows, with dimensions listed in centimeters (cm).

Icons for optional features:

- Reclining chair (person in chair with legs extended)
- Swivel chair (person in chair with a circular arrow around the base)
- Black leather finish (black leather patch)
- Ottoman (ottoman chair)
- Reclining ottoman (ottoman chair with legs extended)

Models and Dimensions:

- Sofa 2x80:** 83 (height) x 198 (width) x 43 (depth)
- Sofa 2x90:** 43 (depth) x 218 (width) x 83 (height)
- Sofa 2x100:** 43 (depth) x 238 (width) x 83 (height)
- Sofa curved 2x90:** 83 (height) x 228 (width) x 43 (depth)
- Sofa curved 2x100:** 43 (depth) x 248 (width) x 83 (height)
- Element 2x80 AL:** 83 (height) x 176 (width) x 43 (depth)
- Element 2x80 AR:** 43 (depth) x 176 (width) x 83 (height)
- Element 2x90 AL:** 83 (height) x 196 (width) x 43 (depth)
- Element 2x90 AR:** 43 (depth) x 196 (width) x 83 (height)
- Element 2x100 AL:** 83 (height) x 216 (width) x 43 (depth)
- Element 2x100 AR:** 43 (depth) x 216 (width) x 83 (height)
- Element curved 2x90 AL:** 83 (height) x 206 (width) x 43 (depth)
- Element curved 2x90 AR:** 43 (depth) x 206 (width) x 83 (height)
- Element curved 2x100 AL:** 83 (height) x 226 (width) x 43 (depth)
- Element curved 2x100 AR:** 43 (depth) x 226 (width) x 83 (height)
- Element curved 1x120 AL:** 83 (height) x 150 (width) x 43 (depth)
- Element curved 1x120 AR:** 43 (depth) x 150 (width) x 83 (height)
- Corner element curved:** 83 (height) x 127 (width) x 43 (depth)
- Corner element 90°:** 83 (height) x 93 (width) x 43 (depth)
- Chaise Longue 100 AL:** 83 (height) x 119 (width) x 43 (depth)
- Chaise Longue 100 AR:** 43 (depth) x 119 (width) x 83 (height)
- Chaise Longue Round AL:** 83 (height) x 150 (width) x 43 (depth)
- Chaise Longue Round AR:** 43 (depth) x 150 (width) x 83 (height)
- Element curved 1x90 NA:** 83 (height) x 92 (width) x 43 (depth)
- Element curved 1x100 NA:** 83 (height) x 102 (width) x 43 (depth)
- Footstool:** 41 (height) x 90 (width) x 60 (depth)
- Footstool:** 41 (height) x 100 (width) x 100 (depth)
- Headrest:** 80 (height) x 63 (width) x 80 (depth)



Technical line drawings of six different sofa configurations with their dimensions:

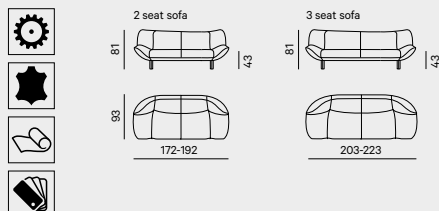
- Configuration 1:** A 3-seater sofa with a chaise longue extension. Dimensions: 335 (width), 157 (height).
- Configuration 2:** A 3-seater sofa with a chaise longue extension, angled. Dimensions: 396 (width), 229 (height).
- Configuration 3:** A 3-seater sofa with a chaise longue extension. Dimensions: 309 (width), 208 (height).
- Configuration 4:** A 3-seater sofa with a chaise longue extension, curved. Dimensions: 364 (width), 191 (height).
- Configuration 5:** A 3-seater sofa with a chaise longue extension, curved. Dimensions: 428 (width), 162 (height).
- Configuration 6:** A 3-seater sofa with a chaise longue extension, curved. Dimensions: 300 (width), 191 (height).

Tango

Inspiration – p. 76

Design: Jan Armgardt, 1984

A true 'classic' that has been a trendsetter for four decades. The Tango seat and back have adjustable left and right sections offering alternative application options in all positions. A cosy 2-seater can be transformed into a wonderful reclining sofa with headrest and the generous 3-seater becomes even more spacious. Enjoy the beautiful features of this flexible character sofa.

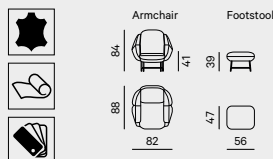


Anton

Inspiration – p. 82

Design: Studio Truly Truly, 2021

The design of the Anton armchair alludes to the past and to the hand-crafted quality products with which Leolux made its name. The seat combines rounded and straight forms and rests on a chromed frame. This creates a luxury reading chair with sturdy arms. The designers' contemporary arrangement of the sofa elements enables playful colour and fabric combinations.

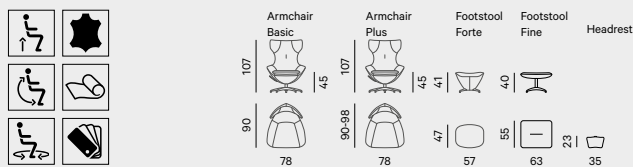


Caruzzo

Inspiration – p. 84

Design: Frans Schrofer, 2015

Caruzzo is unparalleled in many respects. The curved lines of this swivel chair create movement in this timeless design and give it momentum. With the hand-sewn 'Artisan' stitch, Leolux is presenting a powerful example of hand-crafted art, while modern technology provides the perfect seating position for every moment of the day. It's not without reason that Caruzzo was awarded the 2015 Red Dot Design Award and the 2015 Good Industrial Design award. Available with two types of bases 'Original' or 'Pure' and 2 types of footstool 'Fine' or 'Forte'.

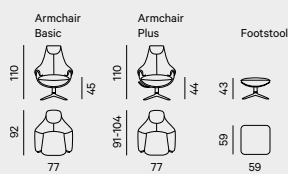


Cream

Inspiration – p. 88

Design: Studio Truly Truly, 2020

In Cream, Studio Truly Truly combines the most beautiful natural materials, producing an elegant armchair of unparalleled comfort. The focus is on the plywood shell in walnut or oak, upholstered in a soft fabric or leather. The aluminium swivel base offers even more options for customisation. This can be finished in polished aluminium or any colour for that perfect result.

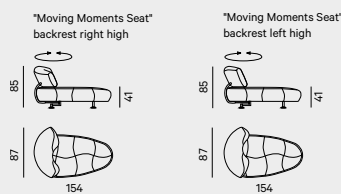


Kikko

Inspiration – p. 92

Design: Hugo de Ruiter, 2000

Is it a chaise longue? Yes, but Kikko offers many more possibilities. If you lift the back lightly, you can rotate it 90 degrees left or right, transforming your chaise longue into a truly comfortable seat. You can choose from two colours for the seat and back, offering you a canvas for tasteful combinations that are just as versatile as the comfort of this unique Hugo de Ruiter design.

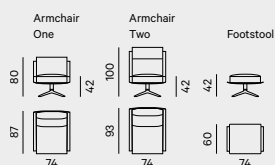


Kudo

Inspiration – p. 94

Design: kaschkasch, 2022

It all started with a single detail: the way in which the generously proportioned seat cushion contrasts against the frame. Designers Florian Kallus and Sebastian Schneider, of Studio kaschkasch, decided that this should be the basis of their first lounge chair for Leolux. The result combines simplicity with versatility and relaxed comfort.

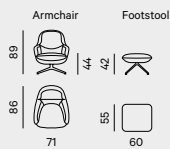


Lanah

Inspiration – p. 96

Design: Christian Werner, 2020

The Lanah swivel chair is modest in size and combines comfortable upholstery with a sleek aluminium base. The luxurious details give the armchair an irresistible appeal. Upholstering the front and back individually enables the creation of stunning combinations. The recessed seam on the front of the back creates an integrated lower back cushion, and with contrasting colours the wave-like stitching has a playful effect.




Lloyd

Inspiration – p. 98

Design: Gino Carollo, 2018

Lloyd is a design beacon in your living room. Cool, yet so inviting. With supple, almost nonchalant upholstery and crafted details, such as decorative piping to emphasise the strong shape. The inside and the outside can be chosen separately, as can the colour of the legs and the decorative stitching. The recliner lever is upholstered in leather.

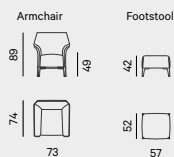


Mayuro

Inspiration – p. 100

Design: Christian Werner, 2013

Building on the successful Mayon series, Leolux has created the Mayuro armchair, with more compact dimensions and active comfort. The beautiful upholstery accents, including attractive dimples in the sides and loose upholstery are what make Mayuro truly elegant, just like the specially designed legs. All these elements create stunning enrichment for contemporary interiors.

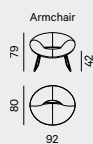


Mimas

Inspiration – p. 101

Design: Martin Ballendat, 2021

The Mimas armchair will put a smile on your face, for two reasons. Firstly because with a little imagination it reminds you of a smile, and secondly because it's so comfortable. We worked with designer Martin Ballendat to create this chair for contemporary interiors. It's compact and defiantly modern. The chair works very well on its own, but also looks great in a set of two or more.

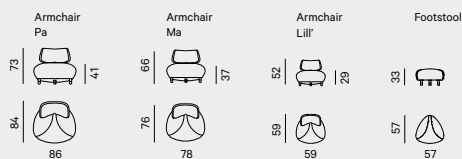


Pallone

Inspiration – p. 102

Design: Boonzaaijer / Mazairac / De Scheemaker, 1989

This was originally designed for the House of the Future. Pallone is perhaps the best-known Leolux armchair. This is undoubtedly due to its futuristic design, but without the legendary Leolux comfort the relevance would certainly have been lost. Available in multiple sizes and in numerous colour and upholstery fabric options. Pallone has personality, and is the perfect eye-catcher for distinctive interiors.

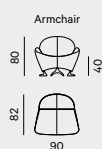


Papageno

Inspiration – p. 106

Design: Jan Armgardt, 1993

Papageno is the Leolux symbol for playfulness, amusement and humour. The striking aluminium legs, the lightly sprung back and beautiful organic form make Papageno an eye-catcher that's difficult to date. And yet this Leolux classic has been around for over thirty years. Arty and playful, design with stunning organic forms.


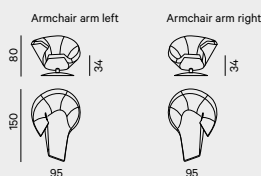


Parabolica

Inspiration – p. 108

Design: Stefan Heiliger, 2009

With its powerful design, the Parabolica swivel chair is a fantastic object in your living room. The asymmetrical form enables at least three different types of use: 'normal' sitting, relaxed reclining or active sitting with the armrest as a small workstation. A true eye-catcher, with tremendous versatility. You can select different upholstery for the inside and the outside and the band between the two.

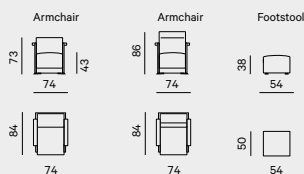


Scylla

Inspiration – p. 110

Design: Gerard Vollenbrock, 1996

Gerard Vollenbrock designed this traditional Dutch Scylla with references to 'De Stijl'. He gave the sober design a stunning tube frame that runs entirely along the back and sturdy upholstered armrests. It is the small details and perfectionist finish that ensure that this design easily passes every test, even after many years. Because it's only under these conditions that true timeless design is created.

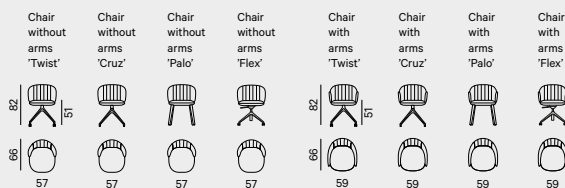




Baani

Inspiration – p. 118

Design: Sylvain Willenz, 2022

The Baani chair effortlessly combines an elegant look with attractive upholstery details. A pleated strip across the centre of the seat back provides a rich contrast, giving Baani a soft touch. The chair also offers several other options to make each set unique. The upholstery combination is extremely defining, but you can also opt for versions with or without arms and for wooden legs or an aluminium swivel base.


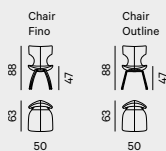


Callas

Inspiration – p. 120

Design: Frans Schrofer, 2015

Callas is an expressive eye-catcher at the table. You can select the front, back and legs for each Callas chair to create a mix that is a perfect match for your taste. As standard, Callas has a sturdy zip at the back, but for that extra grand finish, Callas offers Artisan: a skilfully sewn decorative stitch that replaces the zip at the back.


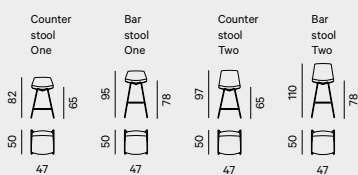


Caron

Inspiration – p. 122

Design: Frans Schrofer, 2018

The comfortable Caron bar stool is a Frans Schrofer design and is a clear continuation of the stylish elements of the Caruzzo and Callas models. The Caron finish is also entirely in line: as alternative to the sturdy zip on the back, you could decide to go for the handcrafted 'Artisan' decorative seam. It can be used as bar stool or counter height stool and you can choose from every fabric and leather from the collection for the inside and outside upholstery. It can be used as bar stool or counter height stool and has two options for the back rest height. You can choose from every fabric and leather from the collection for the inside and outside upholstery.


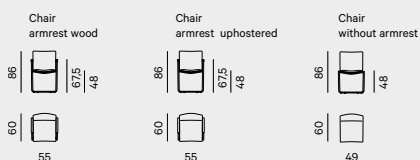


Freyr

Inspiration – p. 123

Design: Erik Munnikhof, 2003

In Freyr, Leolux combines the classic curved tubular frame with contemporary comfort. The springy seat is so characteristic of the cantilever and the options you expect from Leolux. Select your own version; with or without armrests (oak, walnut or leather) and a frame in chrome or epoxy. This makes Freyr the perfect symbiosis between then and now.

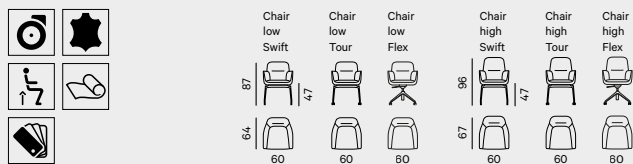


Gyon

Inspiration – p. 124

Design: Christian Werner, 2021

Designer Christian Werner created a strikingly elegant chair that does not hide its perfect seating comfort. What's more, everyone can add their own twist to the design by having the inside and outside of the chair upholstered in different fabrics. This freedom of choice also applies to the frame. Select a frame with legs, castors or height adjustment.

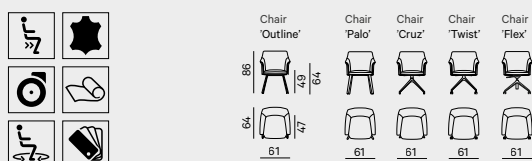


Mara

Inspiration – p. 126

Design: Christian Werner, 2016

Unmistakably a Christian Werner design: the curves of the shell seat, the light nonchalance of the upholstery, the refined finish. Mara is a fitting choice in many contemporary interiors due to the different frames: solid oak legs (Palo) are a great match for the oak tables in the Leolux collection; sleek-looking sledge frame (Outline), a pivot base (Cruz) or a frame on castors (Twist), there's even a height adjustable version (Flex).

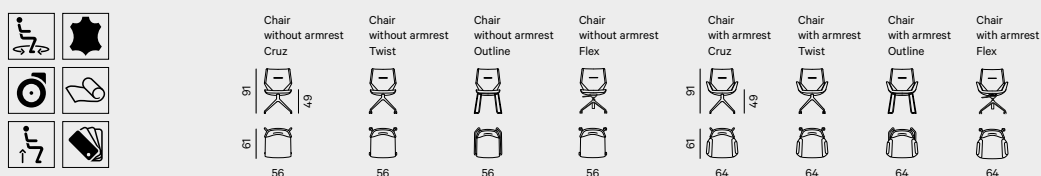


Mime

Inspiration – p. 128

Design: Gino Carollo, 2019

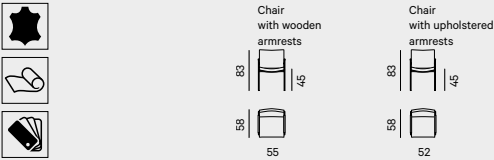
Designer Gino Carollo provided the Mime dining-room chair with stunning details, such as soft pleats, the accent on the front face of the back and beautiful decorative stitching. Mime is available with and without armrests. Further variation is possible by using different materials for the inside and outside and by combining different bases.



Talos

Inspiration – p. 130
Design: Scooter & Partners, 2006

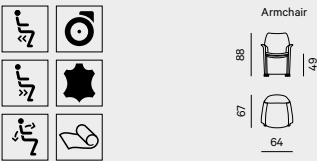
Enjoyable dining places strict requirements on a dining-room chair. Talos is a strong candidate, with a stylish design, high level of comfort and a contemporary frame in chrome or epoxy. Arm rests are finished in leather, oak or walnut. The frame is available in chrome or epoxy. The modest dimensions mean that Talos can even be used with smaller dining-room tables.



Tamarinde

Inspiration – p. 134
Design: Frans Schrofer, 2013

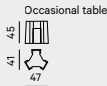
A slim design with inviting projecting arms and an infinitely variable back that you can adjust to the ideal position after dessert. Depending on the function that you have in mind for Tamarinde, you could go for swivel castors or legs in aluminium, lacquer or epoxy. Whatever you choose, you'll enjoy endless comfort, ensuring that good after-dinner conversations simply go on for hours.



BRAM

Inspiration – p. 138
Design: Bram Vanderbeke, 2023

The Leolux Viewpoint Collection is an exploration of new design territory. For example the BRAM Alu Stool, a thoroughly intriguing collaborative project with the artist and designer Bram Vanderbeke, examines the possibilities of cast aluminium.

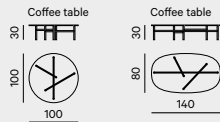


Dice

Inspiration – p. 140

Design: Studio Truly Truly, 2022

Dice stands on an expertly crafted base. Three sets of two legs interweave intriguingly, resulting in an unparalleled expression. Dice's table-top is made of thermally hardened safety glass no less than 15 mm thick. High-quality and imposing at the same time.

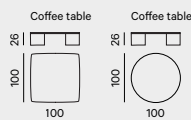


Elli

Inspiration – p. 142

Design: Hanne Willmann, 2023

Looking for a gorgeous low coffee table to match a laid-back lounge interior? Elli is the perfect choice, beautifully crafted from high-quality oak. Elli may be only 26 centimetres high, but it makes a big impact. The table is a stunning example of expert craftsmanship.



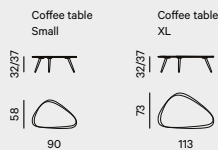


Iduna

Inspiration – p. 144

Design: Beck Design, 2017

Natural shapes and materials bring calm to your living room because they exude softness and quality. That is the first thing that strikes you when you see the Iduna coffee tables. The tapering wooden legs support the marble, solid oak or solid walnut table top. Large or small, in a high or a low version, for the most beautiful combinations.

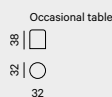


Klaar

Inspiration – p. 146

Design: Studio Truly Truly, 2020

The glass occasional table, Klaar, is a collaboration between Leolux, designers Studio Truly Truly and the Dutch Glass Museum in Leerdam. Every table is an object in itself as each table is actually blown by hand. The colour schemes (Nougat, Lapis and Mottle) are fixed but the patina of the colours is unique for each table.



Lapis



Mottle

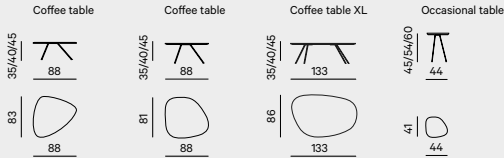


Nougat

Liliom

Inspiration – p. 148
Design: Norbert Beck, 2010

Organically designed tables in various shapes and heights. Stack them over each other for a neat look. For a natural accent, select a solid walnut or oak table top. A lacquer finish gives you the option of colour. But Liliom goes even further, because you could also have a practical and truly stylish ceramic table top. A beautiful frame in chrome, epoxy or lacquer enables you to create timeless combinations.



Lys

Inspiration – p. 149
Design: Beck Design, 2018

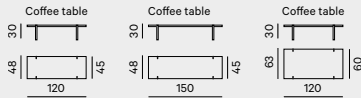
Lys is an inviting high table, which forms a perfect combination with the Caron bar stools. The organic shape of the larger table top, available in solid oak or walnut, offers a comfortable place for a get-together over a tea or coffee. At the same time, the lower leaf offers fantastic extra storage space.



Nunos

Inspiration – p. 150
Design: Hanne Willmann, 2022

Natural materials and high-quality craftsmanship are a source of inspiration for designers. Nunos by Leolux is a striking example of this. Hanne Willmann created a table design that is both ingenious and beautiful, with slimline wooden sections fitting together like puzzle pieces, creating a table top that doesn't simply rest on the base, but forms a harmonious ensemble with it. Sections of the wings appear as subtle details on the table top, emphasising the amazing craftsmanship of our Leolux carpenters.



Portello

Inspiration – p. 152

Design: Patrick Belli, 2013

Portello is light, refined and incredibly practical. The table is completely in balance if you lift it using the grip that is hidden on the bottom of the table top. That table top also fits perfectly above the seat of your Leolux sofa, so you have everything within easy reach, from remote control to cup of tea. The leaves are finished in lacquer, in solid oak or in solid walnut and the frame in aluminium, lacquer or epoxy.

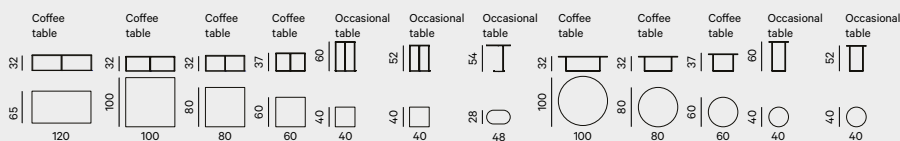


Prismo

Inspiration – p. 154

Design: Edward van Vliet, 2017

The extensive Prismo table series was designed by Edward van Vliet and is all about the interplay between square and circle-shaped leaves and bases. If the table top is square, the frame is circular and vice versa. You can experience this effect to the full in the glass leaves, but this is also a stylish feature in the Prismo ceramic table top. Timeless design for interiors created with love and the utmost care.

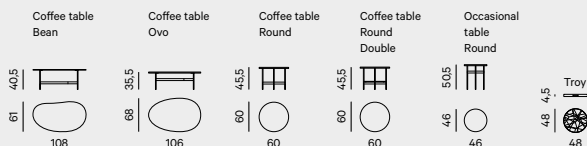


Tampa / Troy

Inspiration – p. 156

Design: Beck Design, 2019

The Tampa tables combine their useful function and colourful look with a playful shape. Stunning compositions can be created by combining various leaf shapes. Tampa is available in a beautiful fixed version with a round, bean-shaped or oval table top. The materials also differ per version, from oak or walnut to marble, ceramic, glass or lacquer. The combination with “Troy” is decorative and functional; this tray looks fantastic on the coffee table frames.

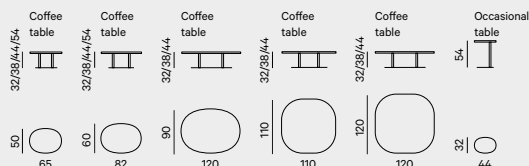


Toveri

Inspiration – p. 158

Design: Studio Truly Truly, 2021

Toveri combines gentle curves and hard materials. The designers have created a table series with gentle forms and striking features. They have moved the connection between the table top and the base plate to the centre of the tables, so the table top appears to float. The symmetry of both sections suggests that the base plate is a shadow of the table top. Studio Truly Truly designed a complete series of Toveri tables in various materials, heights and dimensions.

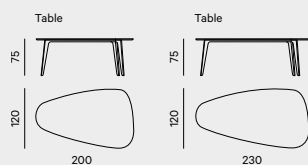


Bondi

Inspiration – p. 160

Design: A Design Studio, 2019

This table adds a wealth of colour to every interior. Bondi's unusual organic wing shape is the first thing you notice. This creates space for at least five users. The three-leg steel frame offers stability and the table top gives Bondi character in oak, walnut, ceramic or user-friendly Fenix. (Not available in the USA)

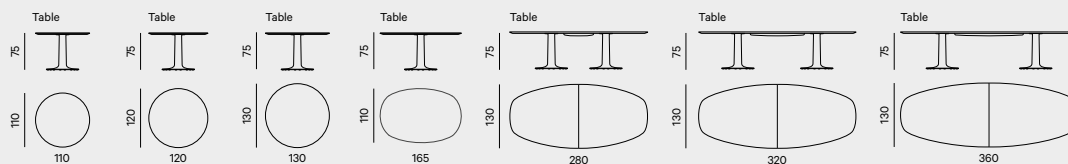


Columna

Inspiration – p. 162

Design: Hugo de Ruiter, 2016

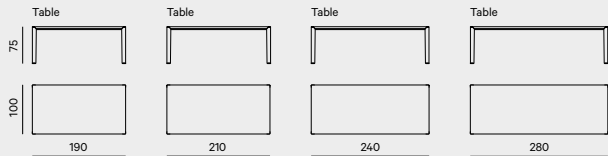
Columna by Leolux is a very practical table. Round or oval, to ensure that it offers space for the maximum number of guests, without awkward table legs. The table top is available in solid walnut or oak, ceramic or lacquer. A beautiful detail of this subtle table is the way in which the column connects to the leg: like an ancient marble column, smooth or fluted. Columna is also available in XL-versions that have two columns.



Kalia

Inspiration – p. 164
Design: A Design Studio, 2012

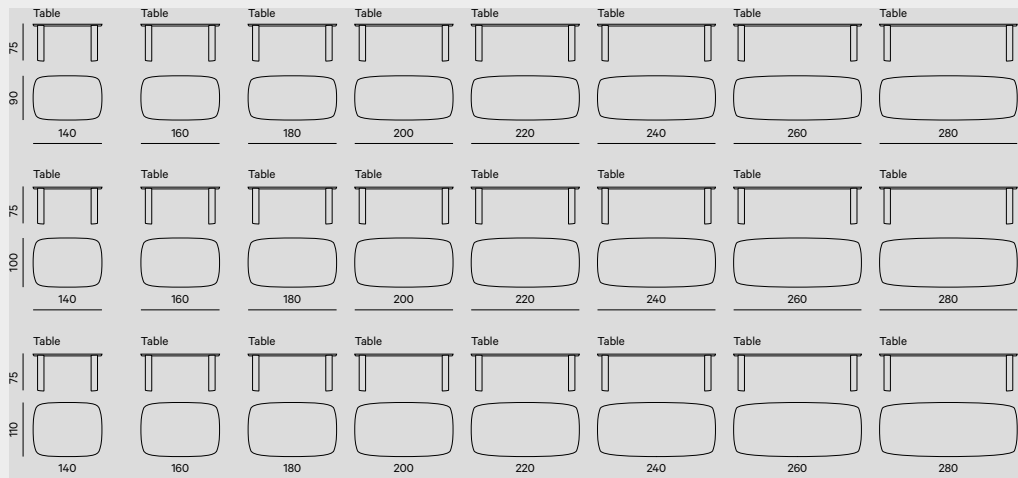
A modern and sleek personality with an extremely luxurious look: that is Kalia by Leolux. The table offers you all the space you need for extensive dining with friends or family, as the biggest Kalia version is some 280 centimetres! The frame is available in epoxy and lacquered colours to give your table the perfect finishing touch. And for the table top you can choose from various wood options and the particularly practical Fenix. (Not available in the USA)



Tico

Inspiration – p. 166
Design: Beck Design, 2021

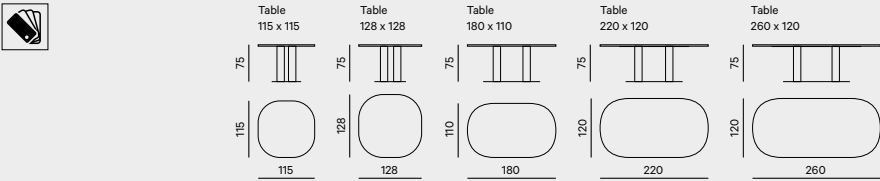
The versatility of the Tico dining-room table is already apparent from the dimensions; it is available in three widths and in no fewer than eight lengths from 140 to 280 cm. The corners and elegant aluminium legs are curved as standard and bend seamlessly with the curve of the table top. A wide range of materials and colours is available for an individual finish, each with its own look; each version is different in solid walnut and oak and ceramic, making Tico a serious candidate for many interiors.



Toveri Dining

Inspiration – p. 168
Design: Studio Truly Truly, 2022

Studio Truly Truly designed a luxury dining table to match the Toveri tables. In line with the coffee tables, the Toveri dining table is an interplay of soft shapes and hard materials, of shadows and curves. A generous table top in solid wood or chic Ceramic rests on a steel base plate and two flattened supports. Timeless or contemporary. Toveri is also available in lacquer finishes for colour enthusiasts.



Cosy Cushions

Inspiration – p. 174
Design: Studio KZ15, 2013


Leolux developed an extremely complete cushion collection for that perfect look. Customised, available in nine dimensions, in any type of Leolux upholstery fabric and with a choice of no fewer than six finishes. So why would you select cushions off the shelf? The ‘Pure’ padding contains a combination of foam and small feathers. The ‘Royal’ padding is foam and is also suitable for people with an allergy to down.



Cushion Lusso

Inspiration – p. 175
Design: Studio KZ15, 2018

Lusso is unique in its decorative value, with the embroidered motif on the front giving the cushion a fun, modern element. You can totally personalise Lusso when you choose the materials and the colours from the Leolux collection: fabric or leather on the front, fabric on the back. For wonderfully soft comfort, we fill your cushion with duck feathers, which we combine with high-quality foam.




Amund

Inspiration – p. 176

Design: Maghalie Doods, 2020

The Amund rug is a very soft rug that feels comfortable to the feet. It is available in three sizes: two rectangular ones (200 x 300 cm and 240 x 340 cm) and a round version with a diameter of 280 cm. All three sizes of this rug are available in five different natural colours.



Bear




Reindeer



Seal



Husky




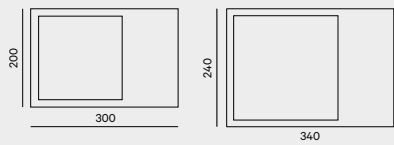
Polar Fox

Frame

Inspiration – p. 178

Design: Studio Truly Truly, 2021

The outer section of the Frame rug has a low pile with a beautiful smooth structure. The 'window' from which the rug takes its name, is made from a higher pile to create a playful framework, in which the colour emphasises the contrast. And finally, the inner section of the rug is smoother again. The colour is also somewhat more intense than that of the outer section.




Marram




Mauve



Reed



Sand

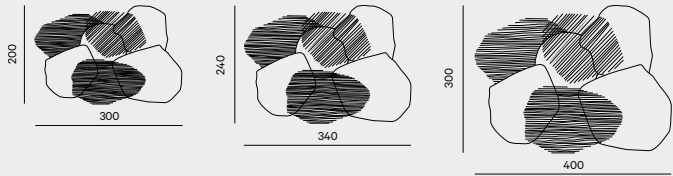


Stone

Patio

Inspiration – p. 180
Design: Studioepepe, 2023.

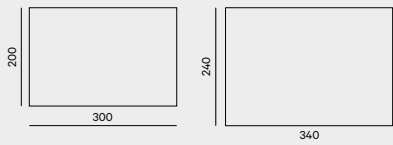
This spectacular rug, designed by Studioepepe in Milan, is a visual interplay of overlapping surfaces in which colours and patterns enhance one another to dramatic effect.




Patna

Inspiration – p. 182
Design: Leolux, 2018


The Leolux rug collection offers various size, colour and pattern options. A really beautiful choice is the Patna rug. A beautiful hand-made rug, in six warm colours, with an accent colour that is incorporated in little loops throughout the rug. Patna is manufactured entirely from viscose, which provides a stunning sheen.




12 Chalk




13 Beige




22 Light Grey



23 Grey



44 Burgundy

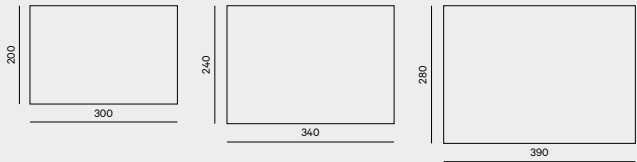


53 Taupe

Valleys

Inspiration – p. 184
Design: Studio Truly Truly, 2023.

Look closely at the little valleys, and you'll see that the pile has been subtly cut away in a step pattern, just as a river patiently creates a valley. The Valleys rug is available only in grey or ivory, and this monochromatic approach makes the layered structure all the more appealing.



Grey

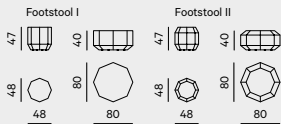


Ivory

Amulet

Inspiration – p. 189
Design: Edward van Vliet, 2017

Edward van Vliet's Amulet series: eye-catching because of its shape and proportions, and practical in daily use. There are two types (I and II). Both have a sloping base, but one of the two also sees these facets carried through to the top. The octagonal footstool offers an extra place to sit, but is also very handy as a side table due to its sturdy, flat seat.



Every Leolux product is manufactured entirely from high-quality materials. Each contributes to the quality, feel and look of your new Leolux. Of course, the upholstery plays an important role in upholstered furniture, but that's not the only important feature. You also have a huge choice of wood, lacquer, marble and much more. That's why we're itemising the many beautiful materials from our collection in these pages.

Materials



















Leather

At Leolux, we are fervent admirers of leather as an upholstery material. Because whoever chooses leather chooses character. Leather is a natural product, and it exudes the quality that we feel so strongly about. Each type of leather has its own specific features and properties, such as the type of finish, feel and type of use. That is why we would like to explain about the various leather types.

Ceras

Ceras is a soft grain leather with brilliant colours that is nevertheless very suitable for daily use. The surface area is lightly polished, so the original structure of the hide is preserved. A perfect choice for lovers of leather with a luxurious touch.


Finish: semi-aniline
Emotion: pure nature, rich and luxurious
Type of use: normal
Thickness: 1.2 – 1.4 mm

						
1090 Flint	2210 Earth	3190 Dew	6600 Siam	1100 Peat	2510 Brandy	3900 Tourmaline
						
1130 Rock	2620 Auburn	4210 Leaf	9220 Shell	2110 Brindle	3100 Mazarine	6200 Maroon
						
9910 Pristine	9820 Marl	8290 Argile	3910 Steam			


Danza

Leolux Danza is pure aniline leather that proudly displays the marks of authenticity and nature's colour variations. The lightly roughened surface and the oiled finish make this leather supremely supple and soft. Danza develops a beautiful patina in the course of time.


Finish: aniline
Emotion: natural, soft and vintage
Type of use: elegant
Thickness: 1.1 – 1.3 mm




100 Phantom




268 Mocha




315 Mirage




209 Moreno




270 Bombay



410 Olive



210 Ranch




910 Slate

Negev

This aniline leather proudly displays its origin and radiates strength and authenticity. Visual deviations in the hide, such as structural differences and skin folds, are deliberately integrated into the leather rather than removed by Leolux's leather specialists.


Finish: smoothed aniline
Emotion: rugged and generous, with a luxurious feel
Type of use: elegant
Thickness: 2.1 – 2.4 mm



920 Seco



210 Nervio



100 Noche



226 Duna




269 Arena

Noli

Noli is a naturally pure leather with an exclusive full-grain quality and a buffed aniline finish. It is finished with a custom-designed Leolux finish. This enables Noli leather to retain its silky grain feeling and a transparent depth.


Finish: smoothed aniline
Emotion: a natural, silky feeling
Type of use: elegant
Thickness: 1.4 – 1.6 mm




100 Carbone




210 Ramo



620 Moka



190 Argento



272 Oliva


Raffino

Raffino has the soft grip that is so characteristic of authentic natural leather. It has the hallmarks of real leather that the thin protective layer cannot hide. This layer ensures that Raffino is more resistant to dirt, but it still needs to be treated with care during everyday use.

Finish: smoothed aniline
Emotion: pure and luxurious natural leather
Type of use: elegant
Thickness: 1.4 – 1.6 mm



550 Dove




290 Koala



200 Mink



600 Puma



266 Kodiak




720 Fox




760 Lion



130 Dragonfly



340 Whale



400 Turtle




100 Panther



918 Lynx



294 Fennic




109 Shark

Senso

The high-quality finish provides extra protection against external influences such as light, dirt and dust. The hide thickness and the robust structure of Senso give furniture a special cachet that is admired by all lovers of strong leather qualities.

Finish: pigmented
Emotion: leather with body that is extremely durable
Type of use: intensive
Thickness: 1.4 – 1.7 mm



8100 Amber




2210 Chocolat




2100 Walnut



4400 Off-White



9080 Egret



7200 Sahel



2960 Camel




7600 Apricot



6700 Cinnabar



2260 Terracotta



4100 Rust



6900 Blossom




6870 Grenadine



1077 Ferrari



6620 Brick




5000 Berry




1120 Castor




1290 Mist




8000 Polar



9100 Dawn



3906 Ombra




1000 Black



6110 Olivine




4980 Wasabi




8700 Mimosa



4210 Avocado




3441 Sagada



3040 Teal



2000 Cobalt




3100 Eclipse




3210 Tempest




3890 Heaven




9050 Pampas



4110 Forest



1107 Thunder




2670 Caramel

Fabric

If you prefer fabric upholstery, Leolux also has a wide range of options. Beautiful woven materials, produced by trusted suppliers such as Kvadrat and De Ploeg. Whatever the feel, colour and type of use, there is a fabric that offers the perfect answer to your requirements and the style you had in mind for your new furniture.

Amelia


Not available in some international markets.




100 White




401 Bone




610 Hazelnut




602 Walnut



711 Jaidette




701 North Atlantic




706 Dark Blue

Apollo


Not available in some international markets.




31 Star




32 Moon




12 Venus




57 Sun




56 Earth




66 Neptune



81 Mercury



86 Pluto



50 Jupiter

Beams

Not available in some international markets.



278 Wave




240 Shore



408 Steppe



719 Pine



801 Meso



179 Canola




702 Lunar



241 Graphic




174 Urban




171 Taiga

Essential


Not available in some international markets.




8 Nimbus



10 Paloma




11 Frost




12 Anthracite




26 Egret



2 Peyote




6 Sedona



9 Aragon




27 Allure



21 Saragosso


Evla




159 Light blue




135 Blue




149 Dark blue




151 Turquoise




138 Dark green



160 Light green



134 Maroon




157 Dark red




136 Red




154 Pink



139 Yellow



153 Camel



144 Dark brown



021 Anthracite




155 Warm grey




142 Grey



137 Light grey




162 Sand




028 White


Loft




103 Mangistan




700 Longan




127 Pitaya




209 Nangka




304 Kaki




500 Salak




401 Malanga




200 Langsat



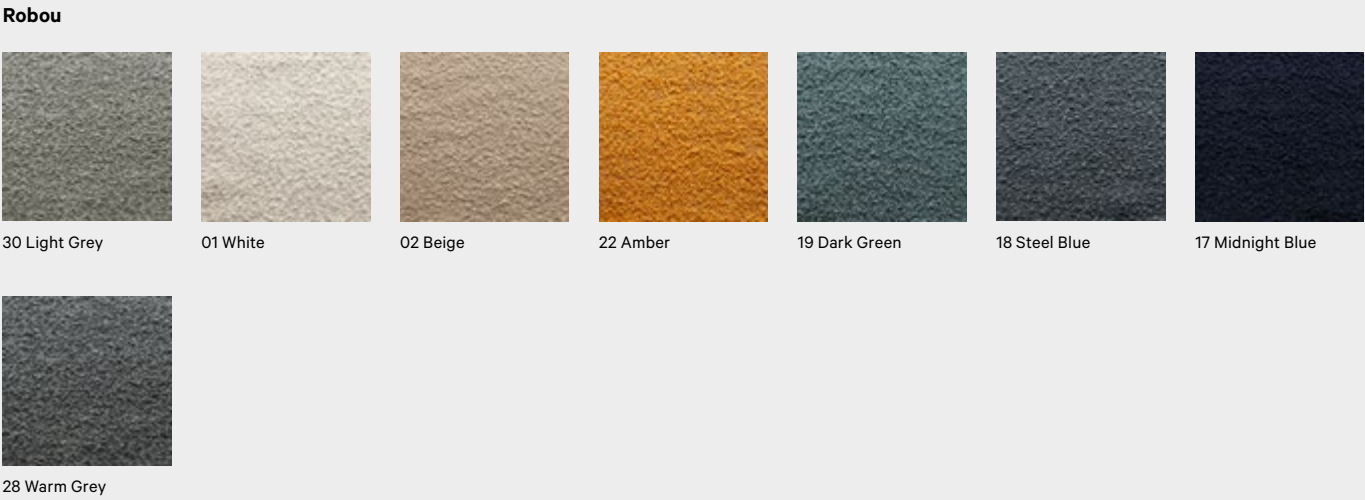

900 Doerian



880 Salvia



180 Fargesi



Sivo



2 Light Grey



3 Beige



5 Orange




6 Taupe



7 Emerald




8 Blue




9 Grey




10 Charcoal




13 Dark Blue



14 Dark Green




15 Brown




16 Maroon

Sotega (Artificial Leather)


Not available in some international markets.




Fuchsgold




Marone




Schoko




Smoke



Hellbeige




Carmin



Forest




Ocean




Lichtgrau



Platin




Anthrazit




Schwarz

Spazio


Not available in some international markets.




52 Rust




120 Brick




403 Yellow




614 Light Blue




602 Clear Blue




64 Dark Blue




219 Bright Green




61 Petrol




801 Light Grey




37 Beige



82 Grey



81 Dark Grey



86 Anthracite

State

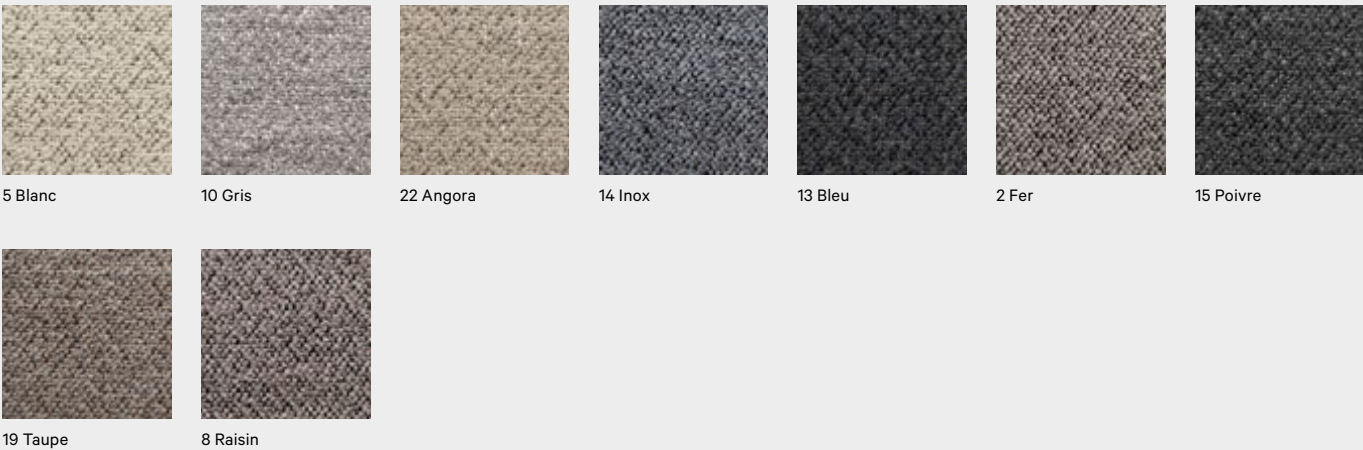


Tiempo



Varese

Not available in some international markets.



Other materials

From a sofa to a coffee table, you can attune your new Leolux product to your taste, down to the very last detail. We offer a huge collection of materials for this so that you can shape your new pride and joy exactly as you'd like. From lacquer to epoxy colours to the most beautiful wood and most exclusive marble.


Ceramic




Calacatta



Gris du Gent



Pulpis




Béton



Basalt Noir



Strata Argentum




Pietra Grey



Iron Moss


Ceramic Gloss



Raffaello



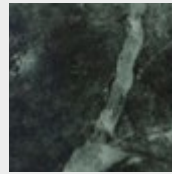
Frappuccino



Saint Laurent




Capraia




Verde Avar


Fenix




Beige-Luxor




Grigio-Londra



Cacao-Orinoco




Bianco-Male




Nero-Ingo

Glass




Bronze




Grey

Marble

















Bianco Carrara




Marron Emperador

























Wood - oak

						
Naturel M2100	Aged Oak M5700	Hazel M5000	Macademia M3700	Nut M4100	Coffee M4200	Brick M5600
						
White M4000	Pistache M4400	Ocean M5800	Pinegrey M4500	Forest M5500	Night M4300	Santos M2900

Wood - walnut


Naturel M2100


Epoxy

						
Lead Diamond	Patina Diamond	Alpaca Diamond	Noctis Diamond	Khaki Diamond	Raven Diamond	Pearl Matt
						
Alfalfa Matt	Biscotti Matt	Tungsten Matt	Iridium Matt	Basalt Matt	Charcoal Matt	Granite Matt
						
Ice Silk	Silver Silk	Titanium Silk	Nickel Silk	Nuit Silk	Taupe Silk	Bronze Silk
						
Lava Silk	Ebony Silk	Space Silk				


Satine / Spruzza




90 White




130 Lily




80 Ivory



120 Powder




030 Dove




040 Pewter




070 Taupe




081 Cocoa




210 Carbon




050 Coal



20 Santos




10 Black



290 Eclipse



930 Flow




288 Air



341 Petrol



419 Ranger



175 Thyme




170 Kurkuma




160 Saffron



155 Sahara




110 Ash




279 Cinnamon



681 Tulip




400 Pepper




621 Burgundy


Cristallo




C3100 Eggshell




C3000 Vanilla




C1100 Platinum




C3500 Pumice




C4300 Alpaca




C3600 Champagne




C4400 Taupe




C4600 Notte




C1000 Dark Chocolate



C2900 Gold



C4500 Bronze



C2800 Military



C1200 Steel



C1300 Raven



Leolux Centers

Experience Leolux in a unique way in our own Leolux Centers. Be welcome in these inspiring showrooms where our advisors can tell you everything about Leolux and the entire collection.

Experience Center Breukelen (NL)

De Corridor 9A
3621 ZA Breukelen
+31 (0)30 293 81 49
experiencecenter@leolux.nl

Design Center Brussel (B)

Bergensesteenweg 423A
1600 Sint-Pieters-Leeuw
+32 (0) 2 331 27 70
info@leolux.be

Design Center Krefeld (D)

Elbestraße 39
47800 Krefeld-Gartenstadt
+49 (0) 2151 94 36 0
krefeld@leolux.de

Follow us on **f** facebook: [@leoluxglobal](https://www.facebook.com/leoluxglobal)
i instagram: [@leoluxdesignfurniture](https://www.instagram.com/leoluxdesignfurniture)

Text:

Ben Salden | Antal Németh

Chief editors:

Hans Filippini | Studio Truly Truly

Art direction:

Studio Truly Truly

Photography:

Pim Top | Zebra Fotostudio's | Yuta Sawamura | Alexander Popelier
Hugo Thomassen | Chiara Catalini | Peer Coopmans | Fieke Klerkx

Styling:

Dennis & Did | Mira Bettin | Vronie Janssen

We want to thank everyone who has contributed to the creation of this book.

Leolux Furniture Group

Kazernestraat 15
5928 NL Venlo
The Netherlands
info@leolux.com
www.leolux.com



**Verband der Deutschen
Polstermöbelindustrie e.V.**

Member of Association of German upholstery manufacturers

© 2024 Leolux. Nothing from this publication may be copied or reprinted without written permission from Leolux Living B.V.

Printing and typographical errors reserved.
Colours may vary for typographical reasons.
Leolux is part of the Leolux Furniture Group..



